

## AGENDA

---

**Meeting:** Children's Services Select Committee  
**Place:** Council Chamber, Bradley Road, Trowbridge  
**Date:** Friday 22 July 2011  
**Time:** 10.30 am

---

Please direct any enquiries on this Agenda to Sharon Smith, of Democratic and Members' Services, County Hall, Bythesea Road, Trowbridge, direct line (01225) 718378 or email [sharonl.smith@wiltshire.gov.uk](mailto:sharonl.smith@wiltshire.gov.uk)

Press enquiries to Communications on direct lines (01225) 713114/713115.

This Agenda and all the documents referred to within it are available on the Council's website at [www.wiltshire.gov.uk](http://www.wiltshire.gov.uk)

---

### Membership:

Cllr Christine Crisp	Cllr Russell Hawker
Cllr Paul Darby	Cllr Jon Hubbard
Cllr Andrew Davis	Cllr Jacqui Lay (Vice Chairman)
Cllr Peter Davis	Cllr Bill Moss
Cllr Mary Douglas	Cllr Helen Osborn
Cllr Peter Fuller	Cllr Pip Ridout
Cllr Mark Griffiths	Cllr Carole Soden (Chairman)

---

### Substitutes:

Cllr Ernie Clark	Cllr Tom James MBE
Cllr Christopher Devine	Cllr John Knight
Cllr Peggy Dow	Cllr Jeff Osborn
Cllr Nick Fogg	Cllr William Roberts

---

### Non-Elected Voting Members:

Rev Alice Kemp	Parent Governor Representative (SEN)
Mr Neil Owen	Parent Governor Representative (Secondary)
Mrs Rosheen Ryan	Parent Governor Representative (Primary)
Dr Mike Thompson	Roman Catholic Church Diocesan Representative

---

### Non-Elected Non-Voting Members:

Mrs Di Dale	Further Education Representative
Mr Chris Dark	Secondary Schools Headteacher Representative
Mrs Judith Finney	Primary School Headteachers Representative
John Hawkins	School Teacher Representative
Chris King	Children & Young People's Representative

---

## **PART I**

### **Items to be considered while the meeting is opened to the public**

1) **Apologies and substitutions**

2) **Minutes of the Previous Meeting** *(Pages 1 - 10)*

To approve and sign the minutes of the Children's Services Select Committee meeting held on 9 June 2011.

3) **Declarations of Interests**

To receive any declarations of personal or prejudicial interests or dispensations granted by the Standards Committee.

4) **Chairman's Announcements**

5) **Public Participation and Councillors Questions**

The Council welcomes contributions from members of the public.

#### **Statements**

If you would like to make a statement at this meeting on any item on this agenda, please register to do so at least 10 minutes prior to the meeting. Up to 3 speakers are permitted to speak for up to 3 minutes each on any agenda item. Please contact the officer named above for any further clarification.

#### **Questions**

To receive any questions from members of the public or members of the Council received in accordance with the constitution. Those wishing to ask questions are required to give notice of any such questions in writing to the officer named above (acting on behalf of the Director of Resources) no later than **5pm on Friday 15 July 2011**. Please contact the officer named on the first page of this agenda for further advice. Questions may be asked without notice if the Chairman decides that the matter is urgent.

Details of any questions received will be circulated to Committee members prior to the meeting and made available at the meeting and on the Council's website.

6) **Coalition Changes - Update from Department for Children and Education (DCE)** (Pages 11 - 18)

Carolyn Godfrey, Corporate Director for the Department of Children and Education to provide a regular update on developments relating to children's services arising from the coalition government.

7) **Budget & Performance Monitoring - DCE (to follow)**

Hard copies of the budget monitoring paper for Cabinet's July meeting will be circulated on 19 July 2011.

There is no performance report this month.

Where possible, members are asked to forward any specific questions regarding the current DCE budget position to the Senior Scrutiny Officer in advance of the meeting.

8) **Future Educational Direction** (Pages 19 - 32)

At the Committee's previous meeting members heard how some local authorities may have no maintained secondary schools in the near future. DCE reported that work was underway to ensure full support remained for Wiltshire's maintained schools, and the Wiltshire Learning Trust was undertaking work to form the Council's offer of support to Wiltshire's non-LA maintained schools.

A report from the Service Director for Schools and Learning is attached providing information on the future educational direction as national systems moves towards a more self-improving, practitioner-led and locally determined model.

The Committee is asked to consider its content the report and respond as appropriate.

9) **Reducing Child Poverty** (Pages 33 - 112)

A report from the Corporate Director for Children's Services and Education, outlining the authority's Reducing Child Poverty is attached.

The Child Poverty Act, which commits this and future governments, to eradicating child poverty by 2020 received Royal Assent in March 2010. The Act requires central government to produce a national strategy and reduce child poverty. It also requires local areas to address child poverty through cooperation between partners, the production of a needs assessment and strategy.

This will be presented for approval by Cabinet on 26<sup>th</sup> July 2011.

The Committee is asked to consider the information provided and comment as appropriate.

10) **13-19 Commissioning Strategy consultation - Report of the Rapid Scrutiny Exercise** (Pages 113 - 152)

At the Committee's previous meeting, members established a rapid scrutiny exercise to respond to the 13-19 Commissioning Strategy consultation document, with the results of the exercise to be presented to the Committee at its next meeting.

It was also agreed that, at this meeting, the Committee would agree arrangements for scrutiny of the results of the 13-19 Commissioning Strategy consultation and subsequent proposals to Cabinet.

A report outlining the rapid scrutiny group's findings and recommendations is attached. The Committee is asked to endorse the recommendations, and agree whether it wishes to undertake scrutiny of a) the consultation process, and b) the consultation results and subsequent proposals to Cabinet for the 13-19 Commissioning Strategy. These will be presented for approval by Cabinet on 13<sup>th</sup> September 2011.

11) **Denominational Home to School Transport (to follow)**

A report will follow from the Corporate Director for Neighbourhood and Planning, seeking approval for a change to the Council's Education Transport Policy, including the withdrawal of denominational transport assistance with effect from September 2012.

This will be presented for approval by Cabinet on 26<sup>th</sup> July 2011.

The Committee is asked to consider the report and comment as appropriate.

12) **Task Group Update** (Pages 153 - 154)

An update on Committee Task Group activity is attached.

13) **Forward Work Programme** (Pages 155 - 162)

A copy of the draft Forward Work Programme is attached for consideration.

14) **Date of Next Meeting**

10.30am, Tuesday 27 September 2011, Monkton Park, Chippenham.

15) **Urgent Items**

Any other items of business which the Chairman agrees to consider as a matter of urgency.

16) **Exclusion of the Press and Public**

To agree that in accordance with Section 100A(4) of the Local Government Act 1972 to exclude the public from the meeting for the business specified in Item Number 16 because it is likely that if members of the public were present there would be disclosure to them of exempt information as defined in paragraph 3 and 4 respectively of Part I of Schedule 12A to the Act and the public interest in withholding the information outweighs the public interest in disclosing the information to the public.

**PART II**

**Items during whose consideration it is recommended that the public should be excluded because of the likelihood that exempt information would be disclosed**

17) **Transformation of the Passenger Assistant Service** *(Pages 163 - 198)*

A report from the Corporate Director for Neighbourhood and Planning proposing options for the future delivery of the Passenger Assistant (PA) service (for both DCE and DCS customers) is attached.

This will be presented for approval by Cabinet on 26<sup>th</sup> July 2011.

In June 2010, the Committee received a report on joint working between DCE and the Passenger Transport Unit (PTU) to reduce the cost of providing transport for children and young people with SEN. One of the Committee's recommendations was to be kept informed of potential changes to the future provision of Passenger Assistants.

The Committee is asked to consider the report and comment as appropriate.

This page is intentionally left blank

## **CHILDREN'S SERVICES SELECT COMMITTEE**

---

### **DRAFT MINUTES OF THE CHILDREN'S SERVICES SELECT COMMITTEE MEETING HELD ON 9 JUNE 2011 AT COUNCIL CHAMBER, MONKTON PARK, CHIPPENHAM.**

#### **Present:**

Cllr Paul Darby, Cllr Andrew Davis, Cllr Peter Fuller, Mr J Hawkins, Cllr Jon Hubbard, Rev. A Kemp, King, Cllr Jacqui Lay (Vice Chairman), Cllr Bill Moss, Cllr Helen Osborn, Mr N Owen, Cllr Carole Soden (Chairman) and Dr M Thompson

#### **Also Present:**

Cllr Anthony Trotman

---

#### 160. **Election of Chairman**

Cllr Carol Soden was appointed Chairman for the ensuing year.

#### 161. **Election of Vice Chairman**

Cllr Jacqui Lay was appointed Vice-Chairman for the ensuing year.

#### 162. **Apologies and substitutions**

Apologies received from the following Committee members: Cllrs Christine Crisp, Mary Douglas, Cllr Mark Packard, Cllr Russell Hawker and Rosheen Ryan.

Apologies were also received from Cllrs Sheila Parker, Richard Clewer, Lionel Grundy, and Carolyn Godfrey.

#### 163. **Minutes of the Previous Meeting**

The minutes of the previous meeting held on 17 March 2011 were approved and signed as a correct record.

#### 164. **Declarations of Interests**

There were no declarations of interest.

## 165. Chairman's Announcements

### 1. Children's Congenital Heart Services in England.

On 19<sup>th</sup> May the Health and Adult Social Care (HASC) Select Committee resolved to undertake a rapid scrutiny exercise to respond to a consultation on proposals to reduce the number of hospitals providing children's heart surgery in England. This review of paediatric cardiac surgical services began in 2008 following concerns around the sustainability of the service configuration.

As this service area fell within the remit of both the Health & Adult Social Care (HASC), and Children's Services Select Committees, the HASC Chairman, Cllr Mike Hewitt, requested a representative from the Children's Services Select Committee take part in the exercise.

Cllr Bill Moss, having expressed interest as the Children's Services Select Committee representative, was duly appointed.

#### **Resolved:**

**That Cllr Bill Moss be appointed as the Children's Services Select Committee representative on the Rapid Scrutiny Exercise to be undertaken on Children's Congenital Heart Services.**

### 2. 13-19 Commissioning Strategy

The Council's 13-19 Commissioning Strategy was out for consultation until 5 August 2011, with Cabinet scheduled to make final decisions at its meeting on 13<sup>th</sup> September. The consultation document contained four suggestions on how Youth Services, which faced a budget reduction of £600k next year, would go forward.

Members of the Committee discussed the benefits of formulating a response prior to completion of the consultation exercise taking into consideration the likelihood of significant changes to youth services.

It was agreed that a rapid scrutiny group would meet to form a response to the consultation document, with any conclusions of this being referred to the Select Committee for endorsement on 22<sup>nd</sup> July. It was likely a further rapid scrutiny exercise would be required after the Committee's July meeting to consider the final consultation results and subsequent proposals to Cabinet.

Cllrs Osborn, Lay and Hubbard and Chris King expressed their interest in taking part in the Exercise.



**Resolved:**

- 1) **The Committee would undertake a rapid scrutiny exercise to respond to the 13-19 Commissioning Strategy consultation document, with the results of the exercise being presented to the Committee at its meeting in July.**
- 2) **The Committee would agree arrangements for scrutiny of the 13-19 Commissioning Strategy consultation results and subsequent proposals at its meeting in July.**

166. **Public Participation and Councillors Questions**

There was no public participation.

167. **Coalition Update - May 2011**

Sharon Davis, Service Director for Children & Families Social Care attended to provide the Committee with an update report on Coalition Government proposals for children's services and education.

It was confirmed that the national Child Poverty Strategy had been published in April, with an independent review of Capital Schools Expenditure and Schools Funding also recently published.

The independent Munro report on Child Protection was currently being considered by government with a response expected in July. The Service Director would provide the Committee with an update at its next meeting.

In relation to Improving Underperforming Schools, the Council had produced a plan to address those schools falling below the new floor standards, which had been submitted to the Department for consideration. Referenced within the plan was those schools falling below the benchmark and those receiving unsuccessful Ofsted inspections.

A more detailed consultation on schools funding was expected to be issued during the Summer period and therefore the Committee would include schools funding on its agenda for consideration in July 2011.

**Resolved:**

- 1) **To note the update provided.**
- 2) **That Schools Funding would be added to the Committee's Forward Work Programme for consideration in July 2011.**

168. **Budget & Performance update**

An edited version of the latest Cabinet budget monitoring and performance papers, containing only information pertinent to DCE, was circulated electronically on 7 June 2011 and hard copies provided at the meeting.

The Committee welcomed the improvement in Key Stage 2 and 4 figures but requested clearer guidance on the performance indicators to be used by the authority following the removal of certain national indicator sets by central government.

It was clarified that following the restructure of the Children and Families Social Care team in July 2010, the two previous duty teams subsequently merged to improve performance.

**Resolved:**

**To note the latest budget and performance data provided.**

169. **Update on the Strategic Direction of Small Schools**

The Head of School Improvement presented an update report in relation to the developments and progress made with the strategic direction of small schools, particularly in the primary phase.

It was reported that by working with schools the number of primary schools with less than 70 pupils had significantly reduced and work was ongoing to further support these schools at both a national and local policy level.

Further budgetary changes in relation to funding were expected. The Core Strategy showed the need for further housing, and thus school places, within Wiltshire. The authority was considering the southern part of the Core Strategy at present but would, as the core strategy unfolded, consider the rest of Wiltshire in turn.

It was clarified that home education was monitored by the Education and Welfare Service and officers would circulate figures showing the number of children and young people being home educated following the meeting.

Members also noted that the report did not contain details of the Council's changing transport policy, which would have an impact on schools transport. It was clarified that once further details were known further information could be provided to the Committee.

**Resolved:**

**To note the update provided.**

170. **Consultation on School Funding Reform**

The Head of Finance and Schools Funding presented a joint response from Wiltshire Council and Schools Forum to two consultations on school funding reform published by the Department for Education (DfE).

Following publication of the Government White Paper, *The Importance of Teaching*, two consultations had been issued; *A consultation on school funding reform: Rationale and Principles* and *Academies pre-16 funding: Options for the 2012/13 Academic Year*.

Work had been undertaken with colleagues within Schools Forum to formulate the responses circulated. A more detailed consultation on schools funding was expected later in the year and it was hoped these could be presented to the Committee for consideration at its meeting in July.

The consultation on academy funding had been undertaken to consider a new funding model, with the present system being complex and insufficiently transparent. The Government had stated a clear principal that schools should be neither advantaged nor disadvantaged by converting to academy status.

Of the 29 secondary schools within Wiltshire approximately half were likely to have achieved academy status by September 2011 and 6 primary schools were known to be considering academy status at present. Members noted that some local authorities may soon have no maintained secondary schools. With this in mind, how the authority organised itself to support both academies and maintained schools was discussed. An umbrella body called The Wiltshire Learning Trust had been set-up to show what could be offered to schools. Members felt that a report on the future direction of support for all schools would be of benefit.

A simplified funding stream already in place had resulted in some schools receiving additional funding this year. However, it was clarified that from January 2012 schools would be held to account on how funding received had been spent.

Wellington School had been identified as an excellent academy school although members requested that the minutes reflect the success of Melksham Oak School which had also undergone significant improvements whilst remaining a maintained school.

**Resolved:**

- 1) **To note the responses to the consultations on schools funding reform.**

- 2) To receive a report on the next phase of school funding consultations once they are available.
- 3) To receive a report on the arrangements being put in place by the Council to support both academies and maintained schools in the future.

171. **Review of Special Educational Needs (SEN) Provision - Update on Implementation**

The Manager for Inclusion presented a progress report in relation to the implementation of proposals following the Review of SEN Provision 2009/10.

This report followed a rapid scrutiny exercise last year and an update in November 2010 on how individual transition plans for those young people affected by the Review were progressing. Progress

The delegation process had been completed and fully implemented from 1 April 2011 and included primary schools funding for up to 10 hours of additional support to cover all areas of need.

The second stage of the review was now underway in relation to sports services with activity levels being considered.

The third element of the SEN review related to specialist learning centres (now known as Resources Bases) all of which would have service level agreements and a new funding formula in place for 1<sup>st</sup> September 2011. In the meantime work continued on transitional arrangements for pupils all of which had an agreed plan in place.

It was clarified that all schools had taken a very positive role in the transition and had worked well with the local authority to ensure a smooth transfer.

The Chairman thanked officers for a clear and valuable report.

**Resolved:**

**To note the progress made with establishing individual plans for each pupil affected by changes to Specialist Learning Centres.**

172. **Task Group Update**

The Chairman introduced the standing update report on Task Group activity for the Committee's consideration and comment. The Task Group Chairmen provided the following additional information:

### Further Education in the Salisbury Area Task Group

The Task Group was scheduled to meet with the Laverstock schools on 10<sup>th</sup> June, and further meetings had been scheduled with the Wessex Partnership of Secondary Schools and Trafalgar School at Downton.

### Major Contracts Task Group

No meetings had taken place since the Committee's previous meeting.

### Placements for Looked After Children Task Group

The next meeting of the Group would take place on 8<sup>th</sup> July.

### Green Paper – Children & Young People with SEN and Disabilities

The planned rapid scrutiny exercise was now considered unnecessary due to scrutiny involvement in a workshop to co-ordinate a joint Wiltshire response.

The draft response from this workshop was expected to be ready for comment on 23 June 2011 and would be circulated to members who could submit further comment if necessary.

### Special Schools and Post-16 Task Group

Following the scoping meeting of the Group held on 12 May 2011 no further meetings have taken place whilst further news is awaited on the national SEN picture.

Whilst further news was awaited, the Service Director for Schools and Learning would request that the Head of Targeted Learner and Support contact the Chairman of the Group to discuss the direction the Task Group should take whilst further information was awaited.

### **Resolved:**

**To note the updates provided.**

### 173. **Scrutiny of Procurement & Commissioning**

The Senior Scrutiny Officer presented a report proposing a revised approach to the scrutiny of procurement and commissioning.

The report had already been approved by both the Overview and Scrutiny Liaison Board in addition to the three other Select Committees.

The proposal was to abolish the existing major contracts task groups and create a single Procurement and Commissioning Task Group under the Organisation and Resources Select Committee. This would scrutinise the delivery of the overall procurement and commissioning programme on a quarterly basis with specific reporting on the performance of major contracts to continue by exception.

To retain continuity of knowledge and a link to the individual select committees the Committee was asked to appoint a member from the Major Contracts Task Group to the new Procurement and Commissioning Task Group.

Members expressed concern that the scrutiny that had been undertaken within the Major Contracts Task Group had been valuable and that the knowledge gained by the existing members could be lost should the Task Group be disbanded.

Although the concept of establishing the new Task Group was supported, there was concern that the close monitoring undertaken by the Major Contracts Task Group would simply end.

With this in mind, it was proposed that the Procurement and Commissioning Task Group should be established but that the Committee would also retain its Major Contracts Task Group.

Cllrs Bill Moss and Jon Hubbard both expressed an interest as the Committee's representatives on the Procurement and Commissioning Task Group.

**Resolved:**

**That the Committee:**

- 1) Notes the considerations given to this issue by the O&S Liaison Board.**
- 2) Agrees with the creation of a Procurement and Commissioning Task Group and nominates Cllr Jon Hubbard and Cllr Bill Moss as representatives on the Task Group.**
- 3) Notes the extensive work undertaken by the Children's Services Major Contracts Task Group and recognises the added value that results from members with specialist interest and skills scrutinising contracts relevant to children's services.**
- 4) Recommends retaining the Children's Services Major Contracts Task Group to continue scrutiny of existing contracts, many of which will not receive the same level of scrutiny from the new Procurement and Commissioning Task Group.**

174. **Forward Work Programme**

The Chairman presented the Forward Work Programme for consideration and comment by the Committee.

**Resolved:**

**To note the Forward Work Programme.**

175. **Date of Next Meeting**

Friday 22 July 2011.

Cllr Jon Hubbard, Cllr Peter Fuller and Mrs Alice Kemp provided apologies for the next meeting.

176. **Urgent Items**

There were no urgent items for consideration.

(Duration of meeting: 10.30 am - 1.20 pm)

The Officer who has produced these minutes is Sharon Smith, of Democratic & Members' Services, direct line (01225) 718378, e-mail [sharonl.smith@wiltshire.gov.uk](mailto:sharonl.smith@wiltshire.gov.uk)

Press enquiries to Communications, direct line (01225) 713114/713115

This page is intentionally left blank



**Wiltshire Council**

**Children's Services Select Committee**

**22 July 2011**

---

## **Coalition Changes – DCE update June to July 2011**

### **Reform of early learning and children's centres**

1. A new, slimmed down early years curriculum for 0-5-year-olds, more focused on making sure children start school ready and able to learn, will be introduced next year. The revised [Early Years Foundation Stage Framework](#) (EYFS) has been published for consultation, closing date 30 September 2011.
2. As part of wider reforms to Sure Start Children's Centres and early learning, the Government is looking at ways to get parents and communities more involved in running children's centres. [Core purpose of Sure Start Children's Centres](#) discussion document is available for comment.
3. The key proposals outlined include:
  - A new focus on three prime areas of learning in the EYFS so children are ready and able to learn at school. These areas are: personal, social and emotional development, physical development and communication and language.
  - A slimmed down EYFS, cutting the number of learning goals from 69-17. The learning goals will be more closely aligned with Key Stage 1 to smooth the transition from reception class to Year 1.
  - Assessment at age five will remain but instead of the current complicated scale point assessment children will be judged against 17 learning goals.
  - A new check for every two-year-old in pre-school settings to pick up early any problems in a child's development or special educational needs.
  - New plans, to be consulted on in the autumn, to enable parents to access their free entitlement hours from 7am-7pm, and take the full 15 hours over two days rather than a minimum of three days.
  - A new core purpose for children's centres, with a stronger focus on school readiness and supporting families.
  - Exploring new ways of running children's centres, such as mutuals and co-operative approaches, so parents and communities can be more involved in local decision making and services.
  - New requirement on all local authorities to publish data on how much they are spending on children's centres in their area to improve local accountability.

## Consultation on New Admissions Code

4. A [consultation](#) to make the school admissions process simpler, fairer and more transparent for all parents is open until 19 August with changes expected from September 2013. The proposed changes would contain around half as many requirements as the current admissions code.
5. The proposals are intended to:
  - increase the number of good school places available by making it easier for popular schools to take more pupils
  - improve the current in-year applications scheme so fewer children face delays in finding a new school. (In-year applications happen when a child moves to a new area during the academic year)
  - give priority to children of school staff when a school is over-subscribed, if the school wishes, making it easier for schools to recruit teachers and other staff
  - strengthen the military covenant by allowing children of armed forces personnel to be admitted to infant classes even if it takes the class over the 30-pupil limit
  - allow twins and other multiple-birth children to be admitted to infant classes even if it takes the class over the 30-child limit
  - ban local authorities from using area-wide “lotteries” (not used in Wiltshire).
  - reduce bureaucracy by requiring admissions authorities to consult on admissions arrangements every seven years (rather than every three years) if no changes are proposed. (They would still need to consult when they wanted to change their admissions arrangements).
6. The consultation also asks whether Academies and Free Schools should prioritise children receiving the pupil premium and streamlines the appeals process.

## Key Stage 2 testing, assessment and accountability review

7. The panel reviewing the testing, assessment and accountability system at the end of primary school has published its final report. The [report](#) recommends that:
  - The current writing test should be replaced by teacher assessment of writing composition. This will ensure pupils can be more creative and will overcome the dangers of teaching to the test. This teacher assessment should always make up the larger part of any overall writing judgment.
  - As part of writing, there should be a spelling, grammar, punctuation and vocabulary test. The panel believes a test will raise attainment in these areas and is appropriate because there are clear right or wrong answers.
  - Maths should continue to be externally tested.
  - Reading tests should continue but should be refined over time.

- Science should continue to be teacher assessed with a sample test to monitor national standards.
  - Speaking and listening should continue to be teacher assessed.
  - Three-year rolling averages should be introduced to give a rounded picture of a school's performance.
  - There should be a greater emphasis on the progress of pupils:
    - Progress should be one of the two headline published measures, alongside attainment. Any overall judgement of a school by the Government, local authorities or Ofsted should give at least as much weighting to progress as attainment.
    - There should be a strong focus on the progress of every pupil, as well as greater emphasis on the progress of each Year 6 cohort. A new progress measure should be introduced to focus on the performance of lower-attaining pupils. Schools which work hard to accelerate the progress of those who started with low prior attainment should be recognised. This will help stop schools focusing on children on the Level 3/4 borderline.
  - New progress and attainment measures should be introduced for pupils who have completed all of Years 5 and 6 in a school. This would recognise that schools should not be held wholly responsible for the performance of pupils who have just joined them.
  - Teacher assessment judgements should continue in English, maths and science, and should be submitted before test results are announced. This will mean more weight is attached to them and allow longer for these results to inform Year 7 teaching and learning.
  - Transition to secondary school should be eased for pupils and their new teachers. There should be more detailed reporting to secondary schools so Year 7 teachers know right from the outset a pupil's attainment and the areas where extra work is needed.
  - Pupils who are ill on the day of a test should have a week to sit it, rather than two days.
8. The Government will now consider the report and its recommendations, and take into account the views of the teaching profession, before formally responding in July.

**Further action to help our school system become world class**

9. Speaking to headteachers at the National College for School Leadership, Michael Gove set out plans to raise standards and tackle underperforming schools. The key measures include:
- The Government will open more sponsored academies (turning around underperforming schools)

- The weakest 200 primary schools in the country will become academies in 2012/13.
  - Local authorities with particularly large numbers of struggling primaries will be identified for urgent collaboration with the Department to tackle a further 500 primaries.
  - The current average performance will become the new 'floor' for secondaries - all schools should have at least 50 per cent of pupils getting five good GCSEs including English and Maths by 2015.
10. There are around 1,400 primary schools below the primary 'minimum floor standard' (less than 60 per cent of the children reaching level 4 in English and maths at 11 and progress measures of 87% in English and 86% in maths) based on 2010 results. Of these, about 500 have been below the floor for two or three of the last four years. A further 200 have been below the floor for the last five years (120 of these roughly 200 have been below the floor for more than a decade).
11. The Education Secretary also confirmed that the minimum expected standard for secondary schools will rise. The current 35 per cent floor (five A\* to C grade GCSEs inc English and maths) will increase. In 2012, it will rise to 40 per cent and by the end of the Parliament it will rise to 50 per cent.
12. Based on 2010 results, Wiltshire has no secondary schools below the GCSE floor standards and 12 primary schools below the KS2 floor standards. Each of these primary schools has an action plan which was submitted to the DFE in April 2011. We are not expecting many of these to remain below floor standards when the 2011 results are confirmed.

### **Definition of Persistent Absence**

13. The Department for Education is changing the definition of "persistent absence" to deal with the reality of pupil absenteeism in schools and its impact on their learning. The Department is reducing the threshold at which a pupil is defined as "persistently absent" to 15 per cent, down from 20 per cent now. Some schools tend to take action to intervene when pupils near the persistently absent threshold, but nearing 20 per cent is too late. Lowering the threshold aims to ensure that schools take action sooner to deal with absence. Ministers will continue to look at the possibility of further lowering the threshold over time.
14. The new threshold will be published in statistical releases from October 2011 onwards, with the old threshold being published alongside it. In addition, the Department for Education will also be releasing national figures showing the numbers of pupils who miss 12.5, 10 and five per cent of lessons, although it is recognised that pupils could reach this level with relatively minor illnesses.
15. Ofsted will continue to take into account the number of pupils over the 'persistently absent' threshold when looking at a school's performance on attendance. They will explore ways of taking this new threshold into account in the 2012 framework, which is due to come into effect from January 2012.

### **Behaviour in Schools**

16. Previous behaviour and search guidance was more than 600 pages long. The Government's [new guidance](#) is 52 pages long and reflects feedback from

teachers, teacher unions and local authorities. It sets out the roles and responsibilities for governing bodies, headteachers and teachers regarding behaviour and discipline. It makes clear:

- Schools should not have a 'no touch' policy. It is often necessary or desirable for a teacher to touch a child (e.g. dealing with accidents or teaching musical instruments).
- Teachers have a legal power to use reasonable force. They can use force to remove a pupil who is disrupting a lesson or to prevent a child leaving a classroom.
- Heads can search without consent for an extended list of items including alcohol, illegal drugs and stolen property.
- Heads have the power to discipline pupils who misbehave outside the schools premises and outside schools hours.
- Schools must have measures in place to deal with bullying both in and outside of school.

17. The guidance also protects teachers from malicious allegations:

- Heads can temporarily or permanently exclude pupils who make false allegations. In extreme circumstances, they can involve the police if there are grounds for believing a criminal offence has been committed.
- Schools should not automatically suspend teachers accused of using force unreasonably where other alternatives exist.
- All but the tiny number of the most complex cases should be resolved within three months and the vast majority should be resolved in four weeks.
- Malicious, unsubstantiated or unfounded allegations should not be included in employment references.

18. The new Education Bill currently going through the House of Lords will also:

- Extend teachers' powers to search pupils for any items that have, or could be, used to cause harm or break the law, and for items banned by school rules.
- Stop appeals panels sending excluded children back to the school from which they were excluded.
- Give teachers anonymity when facing allegations.
- Remove the requirement on schools to give parents 24 hours notice of detention.

### **Managing Teacher Performance**

19. The Department for Education has announced plans for significant reductions in the bureaucracy that controls how schools manage teacher performance and deal with poorly performing teachers.

20. The proposed changes will make it easier for schools to manage teachers and deal effectively with the small number of poorly performing teachers. They will:
- introduce simpler performance management regulations, which set a few basic requirements, remove many restrictions (including the so-called “three hour observation rule”), and leave other decisions to schools
  - introduce an optional new model policy for schools that deals with both performance and capability/disciplinary issues
  - allow poorly performing teachers to be removed in about a term, a process that now often takes a year or more
  - clarify that staff illness need not bring disciplinary processes to a halt
21. These [proposals](#) are subject to a 12 week statutory consultation ending on 16 August. It is expected that the new arrangements for dealing with underperforming teachers will come into effect from September 2011. Revised regulations for performance management will be published in September 2011 and take effect in 2012.

### **16-19 Bursary Scheme**

22. The Young People’s Learning Agency (YPLA) has notified schools and colleges of the allocations they will receive under the new £180 million [16-19 bursary scheme](#).
23. The scheme will help 16- to 19-year-olds continue in full-time education, where they might otherwise struggle for financial reasons. It is made up of two parts – a bursary of £1200 a year to the most vulnerable young people and a discretionary fund for schools and colleges to distribute. Providers are responsible for identifying young people who are eligible for this payment.
24. Around 12,000 16- to 19-year-olds will be given guaranteed bursaries of £1200 a year. This group is made up of children in care, care leavers, those on income support and those in receipt of both Employment Support Allowance and Disability Living Allowance. This is more than they would have received through the Education Maintenance Allowance (EMA).
25. Schools and colleges can distribute the rest of the money to support any student who faces genuine financial barriers to participation, such as costs of transport, food or equipment. There will also be additional transitional arrangements to help those who are part-way through their studies and are currently receiving the EMA.

### **Academies Update**

	Date opened
Sponsored academies:	
The Wellington Academy	Sep 2009
Sarum Academy	Sep 2010
Non-sponsored academies:	
Hardenhuish	Sep 2010

Lavington	Jan 2011
South Wilts	Jan 2011
Bishop Wordsworth's	March 2011
Corsham Primary School	April 2011
The Corsham School	April 2011
Sheldon School	April 2011
Pewsey Vale	July 2011
Wootton Bassett	July 2011

### **Early Intervention: Smart Investment, Massive Savings**

26. Graham Allen's first report [Early Intervention: the next steps](#) was published in January, it underlined that many of the costly and damaging social problems for individuals can be eliminated or reduced by giving children and parents the right type of evidence based programmes 0-18 and especially in their earliest years.
27. The [second report](#) sets out how necessary programmes can be paid for within existing resources and by attracting new non government money. The key recommendations are:
- Government sets out as a policy objective that all babies, children and young people should have the social and emotional bedrock essential for their future development and their ability to make effective life choices
  - Government leadership and co-ordination must improve, not least through an Early Intervention Task and Finish Group made up of experts from across Government departments which will establish, measure and progress-chase Early Intervention outcomes
  - The expected "Families and the Foundation Stage" statement must include regular and purposeful assessments for the 0-5s to help spot and correct dysfunction early
  - An independent Early Intervention Foundation is set up to promote Early Intervention, spread best evidence based policies and complement the work being done inside Government. The Prime Minister is called upon to challenge private, local and philanthropic sources to co-fund with government a £20 million endowment to sustain the Foundation
  - Be more creative in bringing additional non-government money to investment in Early Intervention and that payment by results through outcome based contracts is promoted and funded from within existing budgets.
  - As part of building a social finance market, establish an 'Early Intervention Fund' or Funds to raise around £200 million of private investment.
  - HM Treasury should commission a thorough review of Early Intervention growth incentives ahead of the 2012 Budget.

**CAROLYN GODFREY**  
**Corporate Director, Department for Children and Education**

---

---

Report author: Lynda Cox, Head of Performance and Information Management,  
Department for Children and Education.

Largely taken from the DFE website.

11 July 2011



## Wiltshire Council

Children's Services Select Committee  
22<sup>nd</sup> July 2011

---

### Future Educational Direction: Discussion Paper

#### Purpose of Report

1. The purpose of this report is to share a common understanding of the future educational direction as nationally the system moves towards a more self-improving, practitioner-led and locally determined model.

#### Background

2. Shaping the future of our education services in the current climate is challenging and as we are working within a changing context the transition to a more self-improving system will need to be supported by the Local Authority (LA). **Self-governing** is about all schools being able to convert to independent academies to create and sustain their own improvement and learn from each other. **Practitioner-led** refers to headteachers and teachers finding their own solutions from within the profession. We await the Education Bill in the autumn 2011, which will set out future legislation for schools and the LA.
3. The White Paper 2010, 'The Importance of Teaching,' outlined the specific role of the LA as a champion for educational excellence, vulnerable children and parents and families. The LA has to ensure that the school system works for every family and must use its democratic mandate to challenge every school to do the best for their population. LAs have a unique role in bringing together all services for children in a local area so that every child is ready and able to benefit from high quality teaching in excellent schools. They are well placed to help schools manage the twin challenges of delivering an aspirational National Curriculum and ensuring that teaching and learning reflects the nature of the local community.
4. LAs have to support parents and families through promoting a good supply of strong schools, with fair access to all and supply enough places and lead co-ordinated admissions to all schools. LA's have to support maintained schools

performing below the floor standards to improve quickly and they are encouraged to market their school improvement services to all schools, not just those in their immediate geographical area as well as broker support between schools. LAs have to use their intervention powers early and effectively to secure improvements in maintained schools and they can ask Ofsted to inspect an academy where there may be concerns.

5. Wiltshire has 11 academies to date, 10 secondaries and one primary. Within that 11 there are two traditional academies: Wellington and Sarum. These were part of the previous Government's strategy for raising standards. These two academies have sponsors, Wellington College and Wiltshire Council, the Salisbury Diocese, Bryanston Independent School and Bath Spa University respectively. The others are converter academies. At first these schools could convert if outstanding at their last Ofsted inspection, then if good and now any school providing it has another higher performing school in support. Wiltshire has four further secondaries, six primaries and one special school actively moving towards academy status in the near future. Most other schools are asking questions about converting and assessing the situation before acting. In total, 22 schools out of 236 in Wiltshire – 9% are currently actively pursuing conversion to an academy. Schools can convert to an academy at the start of any month; they do not have to wait for a new term or academic year.
6. It is for Headteachers and Governors to decide whether to convert to an academy and schools are becoming aware of some of the issues related to the change of status. For example, if a school is currently a maintained Community or Voluntary Controlled School, and converts to an academy the Capita licence fee alone for the School Information Management System (SIMS) is £20,000 per academy. There is £25,000 start up budget from the DfE. Capita has 80% of the market share for such information management systems in schools. Academies should receive the same budget as all schools with an additional proportion of the budget in lieu of the LA services no longer supplied to academies. No school, converting to an academy, should be advantaged or disadvantaged financially compared to maintained schools. The current consultations on academy funding and a national funding formula have ended and we await the outcomes.
7. The pace of change continues to be very rapid with many major documents out for consultation such as; Managing and Appraising headteacher and teacher Performance, School Admissions, Ensuring Good Behaviour, Ofsted Inspections, Draft Standards for Teachers, SEN Green Paper, Funding Reforms,

The Independent Review of Key Stage 2 Testing, Assessment and Accountability Final Report from Lord Bew June 2011 and changes for Newly Qualified Teachers are on the way.

8. There are frequent new announcements. On the 16 June 2011 the Secretary of State was speaking at a National College for School Leadership (NCSL) Conference in Birmingham. He announced that the lowest performing 200 primary schools nationally would be converted to academies by September 2012. This announcement was about the 200 national primary schools that have been below the floor standards over the last five plus years. The floor standard has not been constant over the last few years. It is now becoming clear it is the current floor standard, which is being used retrospectively in this calculation. The current primary floor standard is: 60% Level 4 in English and mathematics and below median (middle point for all LAs) progress in English of 68% and mathematics of 61%. Wiltshire has 12 primary schools in this category and all have action plans to improve their performance. Many of these are not expected to remain below the floor standards when they receive the 2011 results. It is anticipated that floor standards in secondary will rise from the current 35% 5+ A\*-C in GCSE to 50% within the near future although no formal announcement has been made as yet.

### **Support to Wiltshire Schools in Transition**

9. The LA is keen to support the widest 'family' of schools in Wiltshire. Whether a school is an Academy, Voluntary Aided, Foundation, Community or Voluntary Controlled, the fundamental aims are the same; to improve life chances for children and young people in Wiltshire. Schools require support more than ever in this dramatic re-shaping of the system. Since the autumn term of 2010 we have worked with the Primary Headteacher Forum (PHF) and Wiltshire Association of Secondary and Special Headteachers (WASSH) to re-align that support. With a significantly reduced budget we have needed to prioritise our work very carefully. Wiltshire Council has recognised the importance of providing on-going support to raise standards, particularly for vulnerable groups and the Council's Business Plan sets out investment plans in relation to school improvement.
10. The relationships between the LA and schools are very good and we have used this to build the Wiltshire Learning Trust (WLT). **(See Appendix 1 for the WLT draft document)**. The WLT is an umbrella alliance to describe the LA's offer to schools and early years' settings to provide choice, access and quality. Its aim

is to support ALL schools to do the best for their population, particularly to improve life chances and safeguard children. It sets out the unique purpose of the WLT, its principles and offer. All academies have been offered an individual visit to discuss their requirements and received a clear offer of both free and charged services via the WLT. All schools have also received this information. Academies are being offered some services without additional charge because of the way the current funding is allocated. This may change into the future due to the Funding reforms under consultation currently.

11. All services offered through the WLT are in addition to, 'The right choice....' This is the current brochure we use to sell services to schools, which we have done successfully for the last 10+ years. Eventually these two documents will merge into the WLT. Within the WLT pack distributed to schools there are two sections. The green headed papers offer services available to academies without charge on the same basis that they are provided to maintained schools. These include; Central SEN, Sensory Impairment, Educational Psychologists, SoCIT (primary and secondary autism advice) Education Welfare Service (penalty notices only), Ethnic Minority Achievement Service, Family Learning, Behaviour (primary exclusions), Child Protection/Safeguarding (audit form, advice and guidance, emergencies) and Admissions.
12. The blue headed papers offer services available for academies to purchase from the LA should they wish. These are provided to maintained schools without charge from centrally held funds, a part of which has been recouped by the DfE to enable academies to provide these services themselves or to purchase from a supplier of their choice. These include: Appeals for admissions, Health and safety, Occupational health, data for self-evaluation and pupil progress tracking, Pupil attendance, Support and advice for pupil behaviour, Free School Meals assessing applications, Licences (photocopying rights), Media and public relations service, Post 16 transport (subsidy), Training in child protection and safeguarding and Newly Qualified Teacher support.
13. Headteacher and governor briefings for primary schools have been held recently and attended by over 60% of schools. Those sessions explored whether individual self-governing status, particularly if you are a small school, was the best way forward. Working together and developing trust in cluster communities appears to be the preferred way forward. This is irrespective of whether a school is an academy. Schools will be part of a number of cluster communities in the future, some perhaps based geographically as most are now but increasingly across LAs and perhaps by size or specialist interest. An input into

the WASSH meeting on 29 June 2011 on Educational Direction explored Wiltshire Council's direction, the LA role into the future and posed the question about the role of the three secondary federations into the future and what they will look like at milestones and journey's end.

14. Some schools are excited and energised by the new self-governing practitioner-led system, whereas others are more apprehensive. Forcing schools into a particular route too quickly may not be what some want, need or could cope with, which could de-stabilise some schools and risk the good progress currently being made with raising standards for all. WLT has been established to help with this fast changing agenda. There has to be a transition to the self-improving model. Schools and the LA need to co-construct the new system towards mutual school self help to create and sustain their own solutions. The primary briefings concentrated on what makes a cluster of schools really outstanding.
15. A conference for headteachers and governors was held on 2 March 2011 called, 'Managing Your Resources Better in Hard Times.' It was attended by more than 100 delegates and consisted mainly of primary school headteachers and governors. A range of tools and techniques were considered such as: root cause analysis or the five whys, the Association of School and College Lecturers (ASCL) toolkit was demonstrated and benchmarking financial information and saving money on recruitment costs were all explored.
16. The focus for the LA is to build capacity in schools to meet the future challenges and to ensure that no school or pupil gets left behind. Some of our schools in the most challenging of Wiltshire's communities have received considerable Pupil Premium funds this year, £430 per child (£200 per 'services' child) to support the successful early intervention programmes in place, such as Every Child a reader, talker, writer programmes. Now that there is less national prescription with these programmes we can use them to reach a wider group of pupils. Although this money is not ring fenced at school level there will be accountability through Ofsted to ensure the funding is being used to boost the performance of the lowest attainers.
17. Increased accountability on schools is beginning to emerge. The independent Review of Key Stage 2 Testing, Assessment and Accountability Final Report from Lord Bew was published in June 2011. It indicated autonomy but with robust accountability with increased published indicators of progress for lower attainers and increased moderation of results. League tables are to remain with

more indicators to be reported on. There will be additional attainment and progress measures for those pupils who complete Years 5 and 6 as evidence shows underperformance for those who move schools in these two year groups. Reading and writing results will be published and not just English and the writing test will be Teacher assessed only. Tests will remain in May each year and the Pupil Premium will be published although no specific details of this yet.

18. **Teaching Schools** A number of our schools both primary and secondary are applying to become Teaching Schools. Three schools (2 primary and 1 secondary) approached the LA to support their applications. Teaching schools will be awarded £60K for school-to-school improvement and collaboration. Nationally, initiatives such as National Leaders of Education (with their National Support School status) and Local Leaders of Education have demonstrated a strong trend of 'mutual benefit', where both those schools receiving support and those providing it, are achieving higher standards and improved outcomes for their children. Wiltshire already has a number of headteachers who are working successfully in this way and this is planned to continue alongside the Teaching School notion as the role of local authorities evolves. The aim is to ensure a coherent provision of training and development for new and experienced teachers and leaders, which supports school improvement and meets the needs and context of the local area.
19. Teaching schools will play a fundamental role in the future of school improvement, Initial Teacher Training, Continuous Professional Development, and Leadership Development. Teaching schools will draw together the very best that the schools in their alliance have to offer and to ensure that more children in schools experience the benefits of great teaching and leadership. An alliance is a group of schools and other partners that is supported by the leadership of a teaching school. Strategic partners are schools, universities and others such as local authorities that work with a teaching school to deliver particular aspects of the alliance's activity. Teaching school networks are formed when a teaching school and its alliance decide to work collaboratively with one or more other teaching school alliances to allow for a more flexible approach to meeting the needs of a much larger community of schools.
20. The White Paper proposes that a new national network of teaching schools is established, modelled on teaching hospitals. This will give outstanding schools the role of leading the training and professional development of teachers, support staff and headteachers as well as contributing to the raising of standards through school-to-school support. Teaching Schools should not only be

outstanding in their own performance, but have a track record of working with others to raise standards for children and young people beyond their own school. The government is looking for 500 Teaching School Alliances by 2014.

### **Proposal**

21. The Select Committee is invited to discuss this paper on future educational direction.

**Carolyn Godfrey**  
**Corporate Director, Children and Education**

---

Report Author:  
Stephanie Denovan, Service Director, Schools and Learning, Tel ext: 13838

This page is intentionally left blank



The logo consists of a large, horizontally-oriented oval with a thin black border. Inside the oval, the text is centered and arranged vertically. At the top is the acronym 'WLT' in a large, bold, black sans-serif font. Below it is the full name 'Wiltshire Learning Trust' in a slightly smaller, bold, black sans-serif font. At the bottom is the stylized name 'WiLTshire' in a bold, black sans-serif font, where the 'i' is lowercase and the 'L' is uppercase.

**WLT**

**Wiltshire Learning Trust**

**WiLTshire**

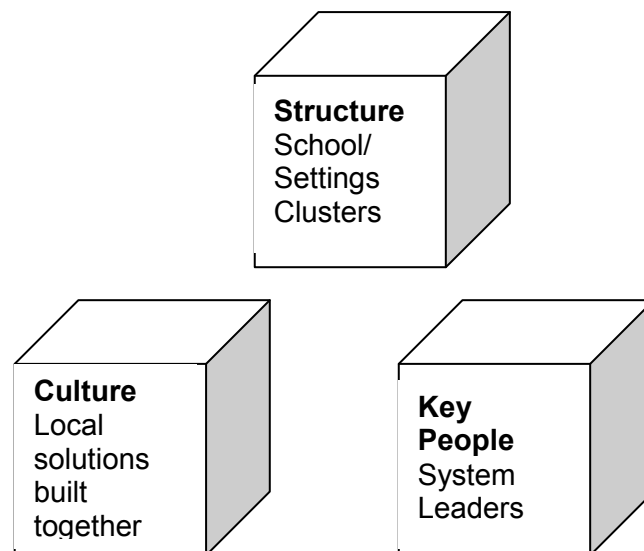
## Self-improving School System

There is a need to redesign services to enable more mutual self-help so that Wiltshire's schools and settings can create and sustain their own local solutions to improvement and learn from each other. To be able to do more with less we need to enable schools and settings to do more themselves. Enabling people to come together to find their own solutions is one of the main goals of public services moving forward.

The Schools White Paper *The Importance of Teaching* sets out a clear role for the Local Authority as a champion for educational excellence, vulnerable pupils and parents and families. Local Authorities are expected to act early and effectively where there is cause for concern to secure improvements in maintained schools and to encourage a self-improving practitioner-led model of working with settings and schools.

Creating a self-improving school/settings system requires three building blocks:

### Structure, Culture, Key People



**Structure** Supporting all schools/settings to work together in a number of clusters

**Culture** Developing a local solutions approach with schools/settings working together to solve the issues on the 'patch'

**Key People** Promoting system leadership beyond own school/setting

## **What is needed?**

For the school/setting system to become the major agent of its own improvement it requires leadership and support during transition towards a self-improving model. For clusters of schools/settings to accept responsibility for self-improvement for the cluster as a whole should be a goal the LA will help to support over time. Partners can set priorities and action plans together and work on the core leadership competence of partnership working.

Good system leaders in Wiltshire have evolved in the form of National and Local Leaders of Education (NLE, LLE) who have moved from self managing their schools to self improvement while at the same time having the capacity to support other schools. Within Early Years settings, curriculum leaders with the Early Years Professional Status (EYP), having been assessed against national core competencies (CWDC), are leading change and enabling continuous quality improvement. The LA has and will continue to support its NLE, LLE and EYP. Many types of clusters may emerge although most will be geographically based for ease of working.

National Teaching Schools will be able to accelerate the development of school-to-school improvement and collaboration. By 2014 there are expected to be 500 Teaching Schools within a national network that will operate in a similar way to teaching hospitals. These are outstanding schools that will provide professional development for teachers and provide and quality assure initial teacher training.

The McKinsey Report *Capturing the Leadership Premium of 2010* showed that high-performing headteachers focus more on instructional leadership and developing teachers. They see their biggest challenges as improving teaching and curriculum, and they believe that their ability to coach others and support their development is the most important skill of a good school leader. Wiltshire will continue to support leadership development at all levels in schools. In addition, School Improvement Advisers (SIA) will provide two days of flexible support in a school's self-improving journey towards becoming outstanding.

As schools become academies the core joint aim of improving life chances for all children and young people in Wiltshire does not change. The Wiltshire Learning Trust is a way of providing cohesion and support in a climate of rapid change to mitigate the risks of instability and loss of focus on improving outcomes.

## **What is Wiltshire Learning Trust?**

Wiltshire Learning Trust is an umbrella alliance to describe Wiltshire Local Authority's (LA) education offer to schools and settings within its responsibility to promote choice, access and quality. Wiltshire Learning Trust aims to support all schools and settings to do the best for their population, particularly to improve life chances and safeguard children from harm.

## **What is the unique purpose of Wiltshire Learning Trust?**

- Wiltshire Council has a democratic mandate to help to raise standards for all children and young people in Wiltshire to improve their life chances
- The LA, through WLT, will champion the role for: educational excellence, vulnerable children and parents and families
- By supporting the raising of standards and narrowing attainment gaps, WLT will show its professional accountability to safeguard children and young people
- WLT has a clear view of what is needed locally through the Joint Strategic Needs Assessment, the Index of Multiple Deprivation and Experian Data and will use this information to shape developments
- Wiltshire LA has a unique role to bring together all services for children in the area to ensure they are ready and able to learn and to benefit from high quality teaching in excellent schools
- The LA is in a critical position to support and challenge all schools and settings, including those performing below the floor standards or causing concern to deliver excellence and raise community aspirations
- With its knowledge of education providers locally, the LA will broker school-to-school, school-to-setting and setting-to-setting support to drive improvement
- To strategically plan for school places and admissions and seek solutions to the future of small schools in a rural context
- To continue to recognise and respect the Primary Headteachers' Forum (PHF) and Wiltshire Association of Secondary and Special Headteachers (WASSH) as the main means of communication and consultation between the LA and schools

## **Principles of Wiltshire Learning Trust To:**

- Build capacity in the practitioner-led, self-improving education system
- Improve the quality of teaching and learning
- Focus on outcomes, raising standards and narrowing gaps
- Find local solutions to local issues
- Target development to the areas of greatest need
- Enable all schools to become good/outstanding and sustain that level
- Improve the quality of leadership and management and curriculum provision
- Provide a sense of belonging, maintain excellent relationships and a professional culture of trust, co-operation and responsibility across Wiltshire's family of schools/settings
- Focus on early intervention and prevention
- Ensure no school/setting gets left behind

## What will Wiltshire Learning Trust do?

### Leadership

(where relevant in partnership with the National College for School Leadership NCSL)

- Develop a **cluster facilitator's framework** to improve partnership working
- Create a new leadership course for headteachers and governors to promote **Leading for Outcomes**
- Develop a new course for **Instructional Leaders** to improve teaching and learning
- Promote **School Business Managers** to ensure greater efficiencies
- Develop **internships** for aspiring headteachers across the South West to secure future high quality senior leaders
- Establish support for **CPD Managers** to secure an outstanding workforce
- Continue with **Middle Leader** training to promote instructional leadership
- Continue with the **NPQH graduate** group to ensure leadership succession
- Enable settings to access the **Institute of Leadership and Management** Awards at Levels 3 and 5
- Promote the **National Professional Qualification for Integrated Centre Leadership** for Children's Centre Leaders (NPQICL)

### Teaching, Learning, Curriculum and Behaviour

- Develop **new technologies** to promote school-to-school, school-to-setting and setting-to-setting working to transform learning
- Continue to train teachers to deliver **early intervention** programmes in English and mathematics to secure good progress for all children
- Provide **analysed data and assessment tools** to raise standards
- Develop strategies with schools and settings to **reduce their carbon footprint** and promote eco schools
- Continue to provide opportunities and activities for **Able, Gifted and Talented** children to stretch their learning
- Continue to promote **International links** to widen children's horizons and promote world class aspirations
- Support schools to prepare for the changing **curriculum and qualification** requirements to meet the needs of all children locally
- Establish a **Learning Charter** to provide a framework for curriculum planning
- Continue to develop key programmes such as Family Learning, Communities for Learning and parenting courses to **support parents** to help their children to learn
- Capture the impetus of the **London Olympics** to promote sport, improved health, well-being and cultural activities

- Support schools to inspire pupils through access to hands-on **resources**
- Continue to develop opportunities for all primary age pupils to experience **music** making to recognise the benefits this brings
- Build capacity to support schools with the most **vulnerable learners**

### **Traded Offer**

Schools becoming academies have received information on services available from Wiltshire Council within the Wiltshire Learning Trust. A pack of information was distributed in May 2011 detailing services the LA will continue to provide on the same basis to all maintained schools and those for purchase. This information will go to all schools in June 2011.

In this interim phase all services offered through, 'The right choice for your school...' will continue. This information will eventually come together into one catalogue of services available from Wiltshire Council.

**Wiltshire Council**

**Children's Services Select Committee**

**22 July 2011**

**Cabinet**

**26 July 2011**

---

**Subject: Reducing Child Poverty Strategy**

**Cabinet member: Councillor Lionel Grundy  
(Children's Services)  
Councillor Keith Humphries  
(Public Health & Public Protection Services)**

**Key Decision: No**

---

## **Executive Summary**

1. The purpose of this report is for Cabinet to approve the Wiltshire Reducing Child Poverty Strategy.
2. Reducing child poverty has been a central government target for many years. The Child Poverty Act, which commits the current and future governments, to eradicating child poverty by 2020 received Royal Assent in March 2010. The Act requires central government to produce a national strategy and reduce child poverty. It also requires local areas to address child poverty through cooperation between partners, the production of a needs assessment and implementation of a child poverty strategy.
3. There are a number of ways that child poverty can be measured. The one most often used by central government denotes that children are living in poverty if their household income is less than 60% of the median national income. Using this measure, nationally there are approximately 2.8 million children (22%) living in poverty and approximately 11,000 (11%) living in Wiltshire. These figures mask huge variability when considering small areas and there are areas of Wiltshire where over 30% of children are living in poverty.
4. The Wiltshire needs assessment and strategy was prepared by a multi-agency task group, and was informed through consultation with a wide audience including early years' settings, schools, thematic partnerships, Wiltshire Assembly, parents and young people. The key strategic objectives of the strategy are:
  - Providing support to the 0-5 year olds in the most disadvantaged families
  - Narrowing the Educational Attainment Gap
  - An inclusive Wiltshire with an appropriate job for everyone and economic opportunity for all
  - Consolidated, geographic approaches to child poverty
  - Keeping child poverty in the spotlight.

**Proposal**

5. To approve the Reducing Child Poverty Strategy and draft delivery plan.

**Reason for Proposal**

6. To meet the statutory duty under the Child Poverty Act 2010 for the Local Authority to produce a needs assessment and local strategy.

**Carolyn Godfrey****Corporate Director, Children and Education****Maggie Rae****Corporate Director, Public Health and Wellbeing**



## **Wiltshire Council**

**Children's Services Select Committee**  
**22 July 2011**

**Cabinet**  
**26 July 2011**

---

**Subject: Reducing Child Poverty Strategy**

**Cabinet member: Councillor Lionel Grundy**  
**(Children and Education)**  
**Councillor Keith Humphries**  
**(Public Health & Public Protection Services)**

**Key Decision: No**

---

### **Purpose of Report**

1. For Cabinet to approve the Wiltshire Reducing Child Poverty Strategy.

### **Background**

2. Reducing child poverty has been a central government target for many years. The Child Poverty Act, which commits the current and future governments, to eradicating child poverty by 2020 received Royal Assent in March 2010. The Act requires central government to produce a national strategy and reduce child poverty. It also requires local areas to address child poverty through cooperation between partners, the production of a needs assessment and implementation of a child poverty strategy.
3. It is important to remember that the local authority and its partners are required to work towards reducing child poverty and mitigating its effects. However, national policy and the state of the economy have significant impact. The new central government child poverty strategy identifies a number of key policy changes which it intends to make in order to reduce poverty. Social mobility is a key factor in its plans.
4. The Coalition produced its child poverty strategy in April 2011 "A New Approach to Child Poverty: Tackling the Causes of Disadvantage and Transforming Families Lives". Whilst recognising the importance of income, its aims are also relates to "strengthening families, encouraging responsibility, promoting work, guaranteeing fairness and proving support to the most vulnerable". It points to a large number of policy changes which it expects to impact on poverty including the introduction of the Universal Credit, roll out of the Work Programme, Pupil premiums added to schools budgets and extending the role of the Independent Reviewer on social mobility to include child poverty.
5. There are a number of ways that child poverty can be measured. The one most often used by central government denotes that children are living in

poverty if their household income is less than 60% of the median national income. Using this measure, nationally there are approximately 2.8 million children (22%) living in poverty and approximately 11,000 (11%) living in Wiltshire. These figures mask huge variability when considering small areas and there are areas of Wiltshire where over 30% of children are living in poverty.

6. The Wiltshire draft needs assessment and strategy was prepared by a multi-agency task group including representatives from Wiltshire Council (Children and Education, Economic Development, Housing, Research and Intelligence), NHS Wiltshire, Police and Job Centre Plus. The Strategy suggested 5 key strategic objectives:
  - Keeping child poverty in the spotlight
    - Local partners to sign up to a reducing child poverty charter.
  - Providing support to the 0-5 year olds in the most disadvantaged families
    - Further develop the role of the children's centres.
    - Deliver the Healthy Child Programme within available resources.
  - Narrowing the educational attainment gap
    - Support and encourage the take-up of free childcare places for 2, 3 and 4 year olds.
    - Schools and other agencies to continue to address the attainment gap.
  - Creating an inclusive Wiltshire with an appropriate job for everyone and economic opportunity for all
    - The Wiltshire Work and Skills Plan identifies five priority themes and includes detailed action plans for addressing worklessness.
  - Considering a consolidated, geographic approach to areas of concentrated child poverty
7. The needs assessment and strategy were sent out for wide consultation from 19 January – 4 April 2011. Contributions to the consultation were invited from a wide audience including early years' settings, schools, thematic partnerships, Wiltshire Assembly, parents and young people. A stakeholder event was held in March which attracted a wide variety of attendees and useful contributions.

### **Main Considerations for the Council**

8. The summary of the results of the consultation are included as appendix 1.
9. In general, the feedback was supportive of the proposed strategic objectives but recognised the tensions with the current economic climate. There was also suggestion that the objectives were re-worded and re-ordered so they are now:

- Provide support to the 0-5 year olds in the most disadvantaged families
  - Narrowing the Educational Attainment Gap
  - An inclusive Wiltshire with an appropriate job for everyone and economic opportunity for all
  - Consolidated, geographic approaches to child poverty
  - Keep child poverty in the spotlight.
10. Much of the feedback included discussion and suggestions of what currently happens “on the ground” and what needs to be improved. There was an emphasis on the need for strong, coordinated multiagency working across sectors. The need for accessible, good information, support and guidance to families was highlighted as key, alongside different agencies being aware of the network of support that was available so that they could signpost families to additional support services correctly. The feedback also pointed to a greater emphasis in the strategy on the groups most vulnerable to poverty. This section has been brought into the strategy from the needs assessment to highlight those at risk.
11. The revised needs assessment and strategy are included with this report as appendices 2 and 3. It is evident that national and local strategies need to work together to impact on poverty and its effects.
12. A draft high level delivery plan has been written and is included at appendix 4. The full set of consultation responses will be circulated to those involved in the implementation of the delivery plan to influence their actions.
13. It is important to note that some work plans already exist to deliver parts of this strategy and that the intention is not to create an extra layer of monitoring or bureaucracy but to capitalise on existing work that will help mitigate against child poverty and to focus additional energy into strategic objectives 4 and 5 which will need more planning and effort. Likewise, there are strategies that also help reduce child poverty and mitigate the effects, for example the Family and Parenting Support Commissioning Strategy and the draft Housing Strategy, the impact of which can be considered as part of the geographical approach that is outlined in objective 4.
14. The Children and Young People’s Commissioning Executive has been overseeing the development of the needs assessment, strategy and delivery plan and has agreed the continuation of a small multiagency task group, meeting twice a year, to monitor the implementation and impact of this strategy. The Public Services Board will receive an annual update.
15. The strategy will continue to be led by the Children and Young People’s Commissioning Executive, supported by the Corporate Directors for Children and Education and Public Health and Wellbeing however moves are being considered to locate leadership of this strategy closer to Economic Development.

### **Environmental and climate change considerations**

16. The national 2020 Reducing Child Poverty Strategy highlights a number of building blocks that need to be put in place to generate positive change. As the Energy, Change and Opportunity (ECO) team is currently working on

reducing fuel poverty and improving the energy efficiency of properties in Wiltshire, there are a number of common synergies between these work streams related to health, financial support and housing aspects.

17. Highlighting one example from the work of the ECO Team, the Warmer Wiltshire insulation scheme has recently been expanded to provide grants for a selection of families with young children. This will assist them to save money on energy bills and provide a healthier living environment. Whilst reducing fuel poverty does not necessarily result in children moving out of poverty, it is an integral component.
18. Greater engagement with the ECO Team during the term of this strategy would assist in highlighting some cross cutting projects that could be used to achieve collective goals.

### **Equalities Impact of the Proposal**

19. The strategy supports greater inclusion and sets objectives to improve outcomes for people in many vulnerable groups (see the “Children at Greatest Risk of Poverty section in the needs assessment) who are more likely to be at risk of living in poverty. The implementation of the strategy will result in reducing the inequality gaps and promoting cohesive communities.

### **Risk Assessment**

20. There are risks related to achieving a reduction in child poverty in Wiltshire during the three years lifetime of this strategy, many of which are difficult to mitigate locally. For example, the current economic downturn heightens the risk of more families living in poverty; the introduction of the universal credit and Work Programme should be positive and help people to optimise their benefits and find appropriate paid employment however there may be unforeseen consequences to the changes.
21. The introduction of the Universal Benefit also means that the measurement of families in poverty could shift slightly making monitoring difficult. The current measures combine information from child tax credits, income support and job seekers allowance.
22. The key strategic objectives in this strategy fit well with the national strategy and so help to support the central government approach. They support early intervention, educational achievement, promoting work, financial inclusion and localised approaches.

### **Financial Implications**

23. There is no new money directly tied to this strategy. Objectives 1 – 3 of the strategy include programmes of work that are already funded by the Council, NHS Wiltshire and their partners. Many other services are provided throughout the voluntary and community sectors, some of which are funded by the local public sector agencies but others that attract funding from elsewhere.

24. The greater funding implication is to the nation from the direct and indirect costs of supporting families in poverty who historically have a range of poorer outcomes.

### **Legal Implications**

25. Under the Child Poverty Act 2010, the Local Authority is required to work towards reducing child poverty through cooperation with its partners and the production of a needs assessment and local strategy.

### **Options Considered**

26. There are no alternative options to consider as it is a statutory requirement for each area to develop and publish a needs assessment and strategy.

### **Conclusions**

27. The approval and implementation of this strategy will provide a framework for reducing child poverty and mitigating its effects over the next 3 years. It will encourage a focus on child poverty, good multiagency working and improve outcomes for children and young people in Wiltshire.

### **Proposal**

28. To approve the Reducing Child Poverty Strategy and draft delivery plan.

**Carolyn Godfrey**

**Corporate Director, Children and Education**

**Maggie Rae**

**Corporate Director, Public Health and Wellbeing**

---

Report Author:

Lynda Cox, Head of Performance and Information Management, Department of Children and Education

Alison Bell, Consultant in Public Health, NHS Wiltshire

June 2011

### **Background Papers**

Feedback from consultation

### **Appendices**

Appendix 1 – Summary of consultation feedback

Appendix 2 – Needs Assessment

Appendix 3 – Reducing Child Poverty Strategy

Appendix 4 – Draft high-level Delivery Plan

This page is intentionally left blank

## Reducing Child Poverty Strategy Summary of Consultation Responses

### 1. Introduction

4 separate reports have been produced on different aspects of the consultation which took place on the draft reducing child poverty strategy. Reports are available on:

- Feedback on young people's focus group
- Feedback from discussions with parents
- Notes from the stakeholder workshop
- Summary of written consultation responses

This paper summarises the key messages highlighted in the 4 reports on factors which impact on child poverty and strategic objectives and actions for reducing or alleviating the impact of child poverty. It does not cover all the issues raised but focuses on key issues and themes.

Responses to the consultation were generally supportive and positive, recognising the need to address child poverty in Wiltshire and its effects on children's lives, and agreeing with the direction of the draft strategy.

### 2. Factors which impact on child poverty

Key issues raised on factors which impact on child poverty were:

- Does the draft reducing child poverty strategy sufficiently address the impact of the following:
  - Poor housing and housing issues.
  - Poor health and disability of both parents and children
  - Mental health problems
  - Misuse of drugs and alcohol
  - Fuel poverty
  - Family breakdown
- Does the strategy reflect the key local employment issues eg. Over-reliance on service industries and agriculture mean a culture of low pay in the county. The loss of jobs in major local employers.
- Are transport issues highlighted sufficiently?
- Is there sufficient analysis of impact of changes to Government policy for example impact of changes to Education Maintenance Allowance (EMA), housing benefit changes.

- Although it is mentioned, more information could be provided on the military presence and its impact on child poverty in Wiltshire. In particular – is there a relationship ie. does a high military presence increase child poverty?

### **3. Strategic Objectives and Key Actions**

#### **3.1 Strategic Objective 1 Keep child poverty in the spotlight**

Some queries and ideas for keeping child poverty in the spotlight

- It is not so much keeping child poverty in the spotlight but rather ensuring the strategy, its aims and delivering the objectives is fully embedded at *every* level of *every* agency.
- How would a charter actually help? Will agencies follow it? We are not convinced that a “charter” or “champions” will ensure the proper embedding of the aims and objectives.
- Any new work should be built on existing groups rather than create new ones
- Build partnership with private sector. Ask what they can contribute? Eg: opportunities, time, resources, location of offices, businessmen “telling their stories” to young people, working with schools
- Need to ensure the Involvement of GPs.

#### **3.2 Strategic Objective 2 Provide support to the 0-5 year olds in the most disadvantaged families**

Some queries and ideas on providing support to the 0-5 years olds in the most disadvantaged families

- Although no-one disagreed with the importance of support for 0 to 5 year olds there was also support for focusing on support for families and parents of children over 5.
- The importance of taking a multi agency approach and of the role of Children’s centres was emphasised.
- Parents thought pre-schools could do more to assist with ensuring children are ready for school e.g. sitting down, listening etc. Schools could visit early years settings which would help with building confidence of parents.
- Parents valued advice from other parents and formal parenting courses.
- Parents valued access to family learning and to adult literacy and numeracy courses
- Action should include how the role of adult mental health, drug and alcohol service can support this objective.

#### **3.3 Strategic Objective 3 Narrow the educational attainment gap**

Some queries and ideas on narrowing the educational attainment gap

- Does this mean narrowing the gap at all ages?



- All young people taking part in the consultation recognised the need to do well at school, in order to get a good job. Some young people felt that schools failed in teaching practical skills that would better support them to get jobs. Apprenticeships were rated highly, particularly with some of the older males.
- It would be helpful to be more specific about what ‘schools and settings’ need to do/are doing to “continue to address the attainment gap...”
- There is a link between this objective and objective 2 as support and training for parents can assist with narrowing the attainment gap.
- Young people talked about the difficulties that some young people are faced with when getting support from parents with school work. If parents did not do very well at school themselves, they might find it difficult to help their child or give them the support they need.
- Young people felt that there needed to be better communication between their school and home life.
- Parents mentioned support in maths and English – “so much has changed and have to understand this to help them.”
- Parents wanted school to keep parents updated on progress. If there are difficulties parents needed to know as soon as possible and parents needed advice on how to support their child.

#### **3.4 Strategic Objective 4 An inclusive Wiltshire with an appropriate job for everyone and economic opportunity for all**

Some queries and ideas on developing an inclusive Wiltshire with an appropriate job for everyone and economic opportunity for all

- Support is needed for creation of jobs in sustainable sections of the economy.
- Jobs growth is important – how will this priority be backed up by local planning policy?
- Parents thought more parents would take up paid work if there were more courses in IT and Business skills to re-educate where skills are out of date.
- Parents thought people who refuse to work need more education to understand why they need to work.
- Volunteering can be useful.
- More opportunities for flexible working eg Term time only jobs
- Need to address causes of inter generational worklessness and “belief” systems” held by workless families.

### **3.5 Strategic Objective 5 Consideration of a consolidated geographic approach to areas of concentrated child poverty.**

Some queries and ideas on developing a consolidated geographic approach to areas of concentrated child poverty.

- Young people were positive about their communities. Can we build on this positive aspect? Focus on empowering, enabling and raising aspirations.
- Community area board engagement and ownership is crucial. Needs to be embedded in neighbourhood plans.
- This objective fits well into the national agendas of localism and the Big Society.
- In order to do this every agency must understand the importance of this approach.

### **3.6 Other issues to address in strategic objectives and/or action plans:**

- What are the plans for addressing housing issues which impact on child poverty?
- Multi-agency work – should there be a separate strategic objective or does this link to strategic objective 1?
  - Partnership is key and there needs to be a clear multi-agency approach
  - More reference to and links with plans for developing the Common Assessment Framework
  - Information sharing is important. Need effective data sharing protocols between main agencies such as housing, police, health, education and voluntary sector.
- Should there be a separate objective on work with young people or does this link to objective 3?
  - Need to create aspiration, to demonstrate to children and young people that their life can be different
  - Breaking the cycle. Working with young people 14+ years to raise expectations and offer alternatives

**Wiltshire Child Poverty  
Needs Assessment**

**2.51 June 2011**

## CONTENTS

1. EXECUTIVE SUMMARY .....	4
2. BACKGROUND.....	6
3. SETTING THE SCENE.....	6
4. CHILD POVERTY IN WILTSHIRE.....	7
4.1. Children Living in Poverty .....	7
4.2. Index of Multiple Deprivation.....	10
4.3. Child Wellbeing Index .....	11
4.4. Income Deprivation Affecting Children Index.....	11
4.5. Free School Meals .....	13
4.6. The Association and Impact of Disability on Child Poverty.....	15
4.7. Impact of the recession.....	16
4.8. Children at greatest risk of poverty.....	17
5. THE IMPACT OF POVERTY.....	18
5.1. Attainment Gap.....	18
5.2. Persistent Absence.....	19
5.3. Exclusions .....	19
5.4. Health indicators .....	20
5.5. Children in touch with Youth Offending Team .....	22
6. WHAT ARE WE DOING TO HELP? .....	22
6.1. Early Years Education / Child Care.....	22
6.2. Encouraging economic development, including training skills and opportunities for parents and young people:.....	23
6.3. Targeted housing support .....	25
6.4. Targeted transport support.....	25
6.5. Investment in early intervention .....	26
6.5.1 The Family Intervention Programme (FIP).....	27
6.5.2 Parenting Experts.....	27
6.6. Increasing benefit uptake.....	28
7. GAPS IDENTIFIED.....	28
Annex 1	
Annex 2	
Annex 3	
<b>Tables</b>	
Table 1 Child population of Wiltshire .....	7
Table 2 LSOAs with highest percentage of children in poverty-2008 (HMRC).....	8
Table 3 Ward Ranking of Indices of Multiple Deprivation in Wiltshire .....	10
Table 4 : Child Wellbeing index score – least favourable 5% in Wiltshire .....	11
Table 5 : IDACI 2007 – LSOA scoring most poorly.....	12
Table 6: Percentage of Childrens and Young People eligible for Free School Meals.....	14
Table 7: Eligibility and uptake of free school meals. ....	14
Table 8 NI 102A Attainment Gap FSM/non FSM Key Stage 2 inc English and Maths .....	18
Table 9: NI 102B Attainment Gap FSM/non FSM Key GCSE inc English and Maths.....	19
Table 10 : Secondary School Persistent Absence 2009 .....	19
Table 11: Primary pupils with one or more fixed periods of exclusion from school as a % of the school population .....	19

Table 12: Secondary pupils with one or more fixed periods of exclusion from school as a % of the school population.....	20
Table 13: Top 10 areas at three times the Wiltshire average or more.....	22

**Figures**

Figure 1 Map of percentage of children living in poverty by LSOA (2008) .....	9
Figure 2: Correlation of % children on school roll entitled to FSM (2010 data) to NI116 % all children in poverty (2008 data) .....	14
Figure 3: Free School Meals by Community Area- January 2010.....	15
Figure 4: Prevalence of obesity among reception children attending Wiltshire schools by child poverty.....	21

**ACKNOWLEDGMENTS**

**Report prepared by:**

Alison Bell	Consultant in Public Health, NHS Wiltshire
Lynda Cox	Head of Performance Management, Department for Children and Education, Wiltshire Council

**With grateful thanks to the following for their contributions:**

Phil Morgan	Head of Research, Public health and Wellbeing, Wiltshire Council
Haylea Fryer	Economic Development Manager, Wiltshire Council
Nicole Smith	Head of Housing Strategy and Support
David Bonner-Smith	Police Inspector, children and young people, Wiltshire Police
Jackie Tuckett	Partnership Manager, Jobcentre Plus

## 1. EXECUTIVE SUMMARY

The UK definition of child poverty is 'the number of children (under 18 years) who live in households whose equivalised income is below 60% of the contemporary median.' This equates to families in receipt of Child Tax Credits (CTC).

An analysis by Her Majesty's Revenue and Customs (HMRC) demonstrated that in 2008 Wiltshire had 11,120 children living in poverty, which represents 11.0% of children, according to their data. This compares well with other local authority areas in the South West of England, but masks the fact that of the 281 lower super output areas, 42 have over 20% and 9 have over 30% of children living in poverty.

Lower Layer Super Output Area's (LSOA)	Children in families in receipt of CTC (<60% median income) or IS/JSA		% of Children in "Poverty"	
	Under 16	All Children*	Under 16	All Children*
Melksham North - north east	145	160	44.3%	42.7%
Trowbridge John of Gaunt - Studley Green	205	230	43.1%	41.9%
Salisbury St Martin - central	110	125	39.2%	38.0%
Chippenham Hill Rise - north west	135	150	34.4%	33.6%
Trowbridge drynham - Lower Studley	185	200	34.3%	33.5%
Wootton Bassett North - central	115	135	32.9%	32.3%
Salisbury Bemerton - south	135	150	31.3%	31.3%
Salisbury Bemerton - west	145	160	31.4%	30.3%
Chippenham Queens - east	95	105	31.3%	30.1%
Trowbridge Adcroft - Seymour	115	130	31.2%	29.8%

\*Their data includes all children and young people aged 0-19 years

These areas of higher child poverty match the top ten areas of higher deprivation according to Indices of Multiple Deprivation (IMD 2010) with the exception of Wootton Bassett North – Central and Chippenham Hill Rise, which don't appear in the IMD top ten. These geographical areas of deprivation have remained fairly constant over time and so could be considered the 'hard core' of child poverty in Wiltshire.

Historically worklessness has been a major cause of children living in poverty. However, the underlying causes as to why adults are out of work are complicated. The issues are different for those long term unemployed versus those who have recently lost their job.

The number of people defined as 'long term unemployed' (i.e. over 6 months) is 1555 as of October 2010, and of these 730 had been claiming JSA for 12 months or more (i.e. the 'very long term unemployed'). Job Centre Plus data shows that 70 people have been claiming JSA for 2 years or more. To improve young people's outcomes and outlook on life, it is vital that the cycle of dependency on benefits is broken and young people aspire to a career or work life.

An estimated 2,900 people were let go by Wiltshire's workplaces between December 2007 and December 2009. The hardest hit workplace economies in terms of the

volumes of losses are Salisbury, Chippenham and Trowbridge (each losing around 1,000 jobs, 600 jobs and 400 jobs respectively).

A recent national study by the Institute for Public Policy Research found that as a result of the recession 'in work' poverty has increased as a result of reduction in hours and wage freezes. Nationally the proportion of poor children living in working households increased to 61% in 2008/9 from 50% in 2005/6. In numbers terms this translates to 1.7 million poor children in working households compared to 1.1 million in workless households.

Children who grow up in poverty are more likely to leave school without qualifications. Local authorities measure the attainment gap in a standardised way, which enable comparison with other areas. The first measure is at Foundation Stage Profile which measures achievements of children aged five against 13 assessment scales. The gap between the average score of all children average score of the lowest achieving 20% of children is calculated and Wiltshire has been successful in reducing this gap (2007 – 35.5% to 2010 29.2%, which compares favourably against a national average of 32.7%).

There are also measures of attainment at Key Stage 2 and GCSE level in English and Maths, for children who are eligible for free school meals (FSM) compared with children who are not eligible for FSM. The gap in attainment at key Stage 2 is 27% (compared with 21% nationally) and at GCSE the gap in attainment for FSM / non FSM is 36% (compared to 28% nationally.)

Absenteeism rates and exclusion rates in Wiltshire are similar to national rates

Getting to work, getting to school or college and getting to child care is all dependent on transport. Poor public transport can mean that low income families are forced into car ownership; reducing the money they have available to spend on other things. As yet we have no hard data to demonstrate this need, but anecdotal reports support the prioritisation of this thematic area.

There has been recognition during the compilation of the needs assessment that more up to date data, using consistent populations and definitions would inform the development of a child poverty strategy and our response to mitigating these effects.

## 2. BACKGROUND

The first article of the United Nations Charter on the Rights of the Child states that *“everyone under the age of 18 has all the rights as defined by the convention. From the moment a child is born he or she should receive the full benefits of access to the protection, provision, and participation enshrined in the Convention to ensure a flying start in life”*

Article 27 of the Charter states that;

*“Children have a right to a standard of living that is good enough to meet their physical and mental needs. The Government should help families who cannot afford to provide this.”*

The UK has one of the worst rates of child poverty in the industrialised world. In 1999 the Government made a pledge to eradicate child poverty in the UK. The first milestone of halving children living in poverty by 2010 is upon us and we have failed. The next ambitious target is to eradicate child poverty by 2020. Children and young people growing up in poor households are known to have poorer outcomes, in relation to their physical and mental health, educational attainment and long term economic productivity.

Under the Child Poverty Act, Local Authorities and named partner authorities have a duty to cooperate with a view to reducing the effects of child poverty in their local areas. They must produce a local child poverty needs assessment by April 2011, which in turn will inform the development of a local child poverty reduction strategy.

This needs assessment was produced in draft and consulted on for three months before being finalised

## 3. SETTING THE SCENE

Wiltshire is a large, predominantly rural and generally prosperous county with a population of 456,100 (ONS Mid Year Estimate 2009). Almost half of the population resides in towns and villages with less than 5,000 people and a quarter live in villages of fewer than 1,000 people.

Approximately 90% of the county is classified as rural. The relationship between the city of Salisbury and the largest towns of Chippenham & Trowbridge and the rest of the county has a significant effect on transport, employment and travel to work issues, housing and economic needs.

We are familiar, through the work of our Joint Strategic Assessment<sup>1</sup>, with our areas of poverty and deprivation. There are challenges in rural areas with measures of deprivation, as deprivation is less obvious and can be ‘hidden’ and harder to address because of a lack of economies of scale and the distances involved.

Deprivation data is usually reported against defined geographical areas known as Lower Super Output Areas (LSOAs). There are 281LSOA in Wiltshire. These are

---

<sup>1</sup> Joint Strategic Assessment <http://www.intelligencenetwork.org.uk/health/jsna/>



defined nationally for the release of statistical information at a small geographical area

For planning purposes the County is split into 20 community areas, broadly around each of the larger market towns.

## 4. CHILD POVERTY IN WILTSHIRE

The UK definition of child poverty is ‘the number of children (under 18 years) who live in households whose equivalised income is below 60% of the contemporary median.’ This equates to families in receipt of Child Tax Credits

Families in receipt of income support or Jobseekers Allowance are considered to be proxy measures for children living in families in poverty.

**Table 1 Child population of Wiltshire**

Age(Mid year 2010)	Number	Age(Mid year 2010)	Number
0	5170	10	6020
1	5300	11	6240
2	5500	12	6200
3	5390	13	6620
4	5420	14	5830
5	5430	15	6160
6	5570	16	5910
7	5570	17	5720
8	5410	18	5080
9	5740		
Total		108, 280	

Source: Wiltshire Council Base Population Projection Migration Led - prepared 12/10/2010 using POPGROUP software.

### 4.1. Children Living in Poverty

Poor Children & Young Peoples’ life chances are dependent on a complex combination of low household income, a lack of equal opportunities and social exclusion. Some children who grow up in such an environment will go on to achieve their full potential but many others will not. If we embrace the principle that ‘Every Child Matters’ we must ensure that **all children have an equal chance to fulfil their potential** and therefore vital that we identify those children and young people and assess their needs.

An analysis by HMRC demonstrated that in 2008 Wiltshire had 11,120 children (0-19yrs) living in poverty, which represents 11.0% of children. This compares well with other local authority areas in the South West of England, but masks the fact that of the 281 lower super output areas, 42 have over 20% and 9 have over 30% of children living in poverty.

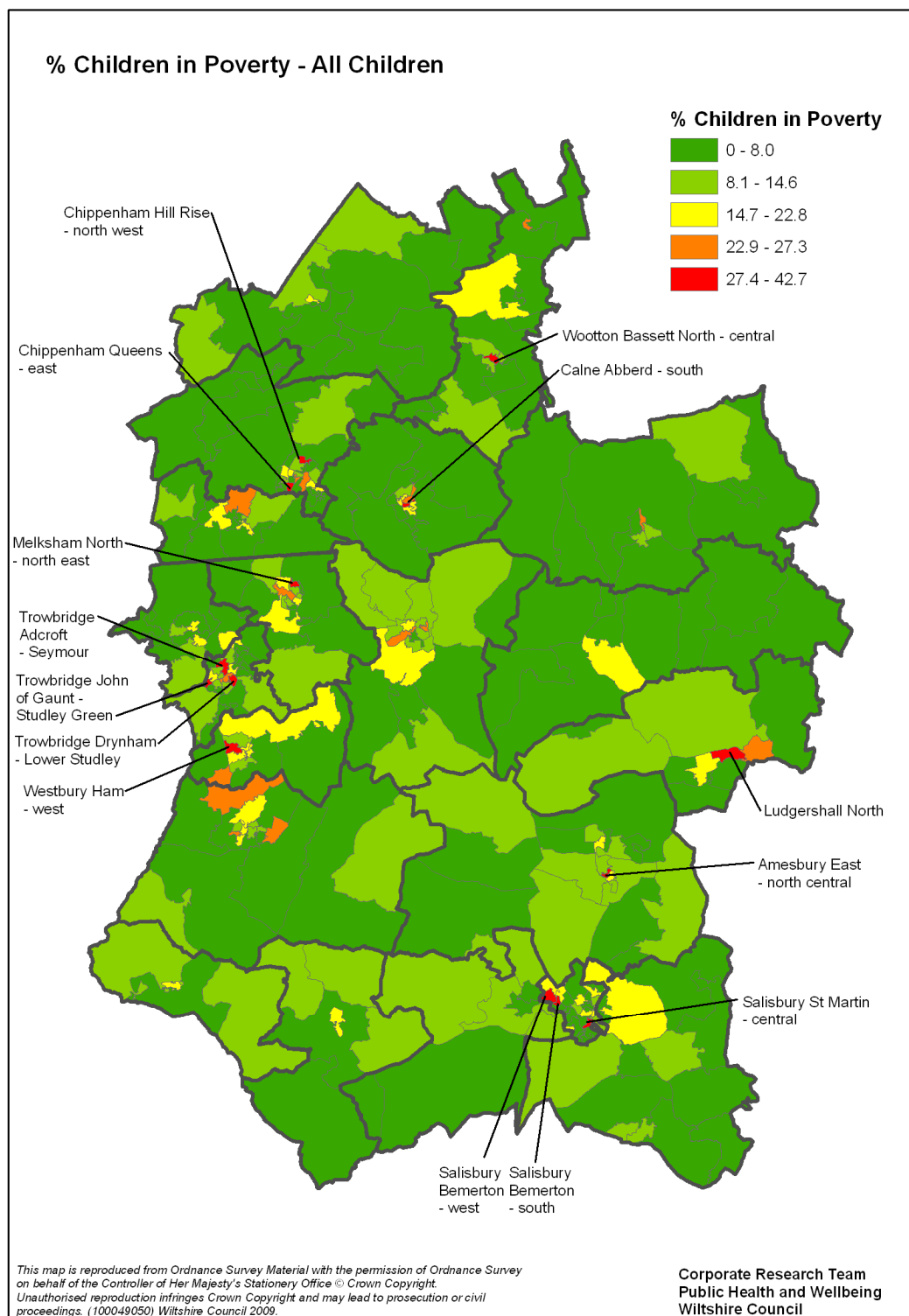
See Annex 1: Percentage of children living in poverty By LSOA/Community area, number of children in families in receipt of CTC or IS/JSA, aged under 16 yrs and under 20yrs

**Table 2 LSOAs with highest percentage of children in poverty-2008 (HMRC)**

	Children in families in receipt of CTC (<60% median income) or IS/JSA		% of Children in "Poverty"	
	Under 16	All Children*	Under 16	All Children*
Melksham North - north east	145	160	44.3%	42.7%
Trowbridge John of Gaunt - Studley Green	205	230	43.1%	41.9%
Salisbury St Martin - central	110	125	39.2%	38.0%
Chippenham Hill Rise - north west	135	150	34.4%	33.6%
Trowbridge drynham - Lower Studley	185	200	34.3%	33.5%
Wootton Bassett North - central	115	135	32.9%	32.3%
Salisbury Bemerton - south	135	150	31.3%	31.3%
Salisbury Bemerton - west	145	160	31.4%	30.3%
Chippenham Queens - east	95	105	31.3%	30.1%
Trowbridge Adcroft - Seymour	115	130	31.2%	29.8%
Calne Abberd - south	65	70	30.0%	29.0%
Ludgershall north	75	85	28.3%	28.1%
Westbury Ham - west	110	130	28.2%	28.0%
Amesbury East - north central	70	75	29.6%	27.4%
Melksham North - south west	70	85	26.2%	27.3%
Cricklade central	85	95	27.5%	26.0%
Chippenham Audley - south	75	85	25.9%	25.9%
Chippenham Avon - east	55	60	27.7%	25.9%
Dilton Marsh & Upton Scudamore	75	80	27.1%	25.8%
Trowbridge drynham - central	125	140	25.7%	25.1%
Devizes East - central	90	95	26.6%	24.9%
Warminster East - Boreham	75	80	27.1%	24.8%
Devizes South - west	65	80	23.9%	24.7%
Ludgershall east & Faberstown	80	80	27.3%	24.6%
Warminster West - south central	60	65	24.2%	23.4%
Marlborough East - north	70	80	24.7%	23.2%
Calne Abberd - north	90	100	23.7%	23.2%
Corsham (Pickwick) north	100	120	23.1%	22.9%
Staverton & Hilperton (part)	130	145	22.7%	22.7%
Bradford on Avon South - east	65	70	22.7%	22.4%

\*HMRC data has included all children and young people aged 0-19 years in this

**Figure 1 Map of percentage of children living in poverty by LSOA (2008)**



Of the ten areas with over 30% of all children living in 'poverty' eight of the areas are located in one of three towns (Trowbridge, Salisbury and Chippenham) and the remaining two are in the towns of Melksham and Wotton Bassett.

## 4.2. Index of Multiple Deprivation

Deprivation is an important determinant of health and well-being for individuals and communities. Higher levels of deprivation are consistently associated with poorer health outcomes across a range of measures representing a major cause of inequalities in health and well being.

Of the 326 district and unitary authorities in England, Wiltshire is ranked as the 245th most deprived in the 2010 Indices of Multiple Deprivation (IMD). However, pockets of deprivation exist in Wiltshire, which cannot be highlighted by this indices.

Overall Wiltshire is **relatively more deprived** (compared to the rest of England) than it was in 2007. This is shown by the average IMD ranking falling from 23,814 to 22,229.

The twenty areas of greatest deprivation in the county are identified in the table below. Wiltshire now has 14 wards in the 30% most deprived in England, compared with 10 in 2007. The first five are in the 20% most deprived in the country. Maps of relative deprivation are included in annex 2

**Table 3 Twenty Wards Ranking of Indices of Multiple Deprivation (2010) in Wiltshire**

LSOA	SOA name	RANK OF IMD 2010	Change in Overall ranking since 2007	Wilts rank 2010	Change in Wiltshire ranking since 2007
E01032023	Salisbury St Martin - central	2732	-2381	1	1
E01032086	Trowbridge Adcroft - Seymour	3837	-2048	2	1
E01032096	Trowbridge John of Gaunt - Studley Green	3886	-1147	3	-2
E01031981	Salisbury Bemerton - west	4450	-3239	4	1
E01031983	Salisbury Bemerton - south	5046	-2360	5	-1
E01031896	Calne Abberd - south	6881	-2844	6	3
E01032064	Melksham North - north east	6903	-2927	7	3
E01031928	Chippenham Queens - east	7144	-2006	8	-2
E01032093	Trowbridge Drynham - Lower Studley	7337	-2244	9	-1
E01032118	Westbury Ham - west	7616	-1604	10	-3
E01032062	Melksham North - south west	7859	-2082	11	0
E01032014	Salisbury St Edmund - south	9087	-3349	12	4
E01031911	Chippenham Audley - south	9180	-3922	13	7
E01031963	Wootton Bassett North - central	9723	-1665	14	0
E01031854	Devizes North - east	9924	-1840	15	0
E01031912	Chippenham Avon - east	9942	-2894	16	3
E01031914	Chippenham Hill Rise - north west	10092	-2560	17	0
E01031917	Chippenham London Road - west	10356	-2835	18	3
E01031975	Amesbury East - north central	10412	-614	19	-6
E01032019	Salisbury St Mark - west	10449	-2823	20	2

These levels of deprivation might not seem significant when compared with other parts of England. However, the variations within Wiltshire are major, with some of the most affluent areas in the county being located right next to the very deprived (in the bottom 20% of national score).

Evidence shows that the level of **relative difference in affluence is more important than the level of absolute deprivation** itself for the inequalities and it's consequences in society. In addition, rural deprivation is difficult to quantify as small pockets of rural deprivation will exist that are not highlighted by the IMD

Eight of the top ten areas overlap between the areas classified as being the most deprived and those with the highest percentage of children living in poverty.

Wiltshire rates particularly poorly under the IMD (2010) domains 'Barriers to housing and services' and 'education, skills and training' The ranking in these domains have both declined since 2007. These domains are both likely to have implications for seeking work, accessing further skills and training or support for re-entry to the workforce.

### 4.3. Child Wellbeing Index

The Child Well-being Index (CWI) is produced at Lower Super Output Area level (LSOAs) and is made up of seven domains; similar to IMD but using data specifically on children. The data presented is based on 2007 data. Child well-being is generally represented by how children are doing in a number of different domains of their life

**Table 4 : Child Wellbeing index score – least favourable 5% in Wiltshire**

LSOA Code	Wiltshire Name	Child well-being index – Overall well-being score
E01032023	Salisbury St Martin - central	265.25
E01032096	Trowbridge John of Gaunt - Studley Green	235.84
E01032064	Melksham North - north east	221.78
E01031981	Salisbury Bemerton - west	214.92
E01031975	Amesbury East - north central	201.59
E01031983	Salisbury Bemerton - south	201.01
E01032086	Trowbridge Adcroft - Seymour	191.76
E01032094	Trowbridge Drynham - central	187.30
E01032078	Staverton & Hilperton (part)	185.07
E01032093	Trowbridge Drynham - Lower Studley	181.22
E01031859	Ludgershall north	170.57
E01032010	Knoyle & Hindon	160.03
E01031982	Salisbury Bemerton - east	156.96
E01031980	Salisbury Bemerton - north	156.54

### 4.4. Income Deprivation Affecting Children Index

The Income Deprivation Affecting Children Index (IDACI) has been produced from the IMD 2007, using the material well being domain and is used to identify the percentage of children 0-15 years in each LSOA that live in families that are income deprived.

Income deprivation is defined as either households in receipt of Income support / Income based jobseekers allowance / Pension Credit or those not in receipt of these benefits but in receipt of Working Tax Credit / Child tax credit. IDACI is the proportion of children 0-15 years living in such households as a proportion of all children 0-15 years.

**Table 5 : IDACI 2007 – LSOA scoring most poorly**

SOA name	IDACI score	Rank of IDACI
Salisbury St Martin - central	0.50	2873
Trowbridge John of Gaunt - Studley Green	0.46	3586
Trowbridge Adcroft - Seymour	0.36	6378
Salisbury Bemerton - south	0.35	6777
Chippenham Hill Rise - north west	0.34	7035
Wootton Bassett North - central	0.34	7096
Westbury Ham – west	0.34	7145
Devizes South – west	0.33	7249
Chippenham Queens - east	0.33	7425
Staverton & Hilperton (part)	0.32	7664

Worklessness and low paid work are the key factors in child poverty. Worklessness is a less familiar term than unemployment, to describe those without work. It is used to describe all those who are out of work but who would like a job. It has become more popular because common definitions of unemployment do not include important groups of people who are not working, but who would like to. It includes:

- Those that are economically active but unemployed i.e. those claiming Jobseekers Allowance; and
- Those that are economically inactive but who would want to work. There is evidence to suggest that a significant proportion of the economically inactive population would like to work if they had the right opportunity, incentive or path back to employment. This could include lone parents and/or people claiming incapacity or other health/income related benefits.

The causes of worklessness are wide ranging and tackling them requires a full understanding of both the people and the spatial areas affected. A range of groups can be disadvantaged and can have a higher risk of both worklessness and living in a deprived area, e.g. lone parents, minority ethnic groups, people with disabilities, carers, older workers, workers in the informal economy, offenders and ex-offenders. Interestingly it is often those who are considered most vulnerable who can access most support and therefore may find it easier to return to work than someone who receives no additional support. An example of this would be those people who have been made redundant having worked for many years. Welfare Reforms will see ESA customers who fail the Work Capability Assessment moving across to JSA and Lone Parents whose youngest child is aged seven years or over (from October 2010) also moving across to JSA. Both of these customer groups will be expected to play an active role within the labour market so employers will start to see different people applying for their jobs.

A 2009 ‘Literature Review on Worklessness’<sup>2</sup> undertaken by the West Midlands Observatory identified two main factors influencing flows in and out of the labour market:

- Length of time out of work – the longer the time span, the less likely for the individual to return to the labour market, thus making quick interventions important; and

<sup>2</sup> Reference West Midlands Observatory (2009) Literature Review on Worklessness

- Financial reasons (incentives and disincentives) –played an important part in people’s decisions about leaving/entering employment. For people claiming benefits, the management of the transition period between benefits and work was important.

The study found that there were three main barriers to employment:

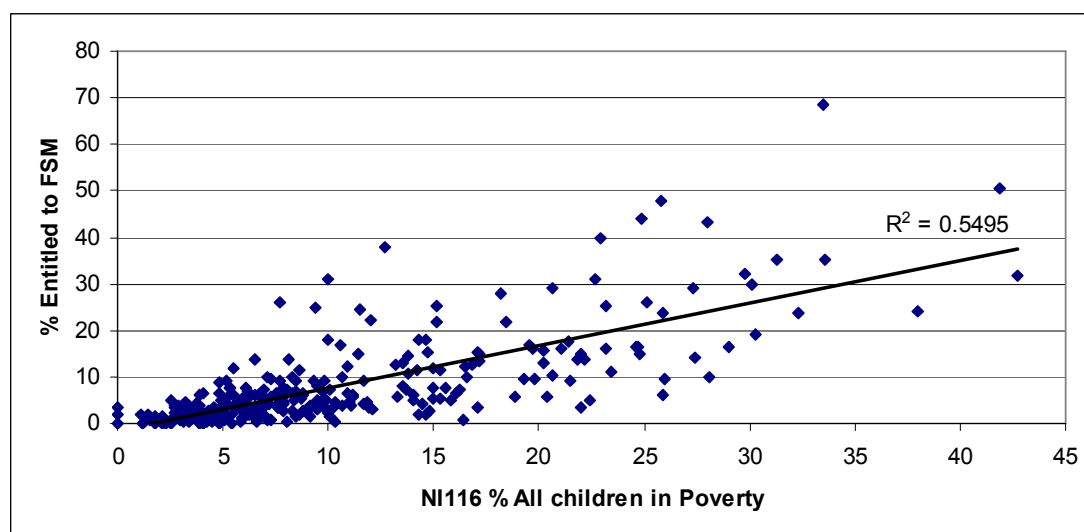
- Individual/personal - disability/poor health, low qualifications and skills/language, numeracy and literacy problems, lack of work experience/relevant work experience, poor work history, employer attitudes/discrimination, low confidence, caring responsibilities and financial considerations – loss of benefits, low pay;
- Neighbourhood/environment - poor public transport/lack of personal transport, influence of social networks and postcode discrimination; and
- Structural - structure of benefits system, age, labour demand, structural changes in the economy and lack of childcare.

The main cause of poverty is inadequate income, arising from worklessness, low wages and the low level of benefits. Worklessness has been identified as one of five pathways to poverty with employment cited as offering the best and most sustainable route out of poverty. Reducing worklessness is one of two main areas of focus by Government for maintaining the goal of ending child poverty in the UK by 2020.

#### **4.5. Free School Meals**

Children and young people ‘eligible for free school meals’ is often used as a proxy measure for deprivation and child poverty, Figure 2 demonstrates this correlation locally. Wiltshire has a lower proportion of children and young people who are eligible for free school meals when compared to national and comparable areas averages (see Table 6.) However, there has been an increase over time, in both primary and secondary schools, it is not yet clear if this is a national trend and a result of the recession. Table 7 illustrates the gap between eligibility and uptake

**Figure 2: Correlation of % children on school roll entitled to FSM (2010 data) to NI116 % all children in poverty (2008 data)**



**Table 6: Percentage of Children and Young People eligible for Free School Meals**

	2006	2007	2008	2009	2010
Wiltshire: Primary Schools	6.9%	6.7%	6.6%	7.6%	8.9%
Secondary Schools	5.1%	4.8%	4.8%	4.7%	5.6%
Comparator Areas average: Primary Schools	8.4%	8.5%	8.5%	8.9%	10.7%
Secondary Schools	7.2%	6.9%	6.9%	7.0%	8.0%

Source: Wiltshire Council Annual School Census /DCSF LAIT

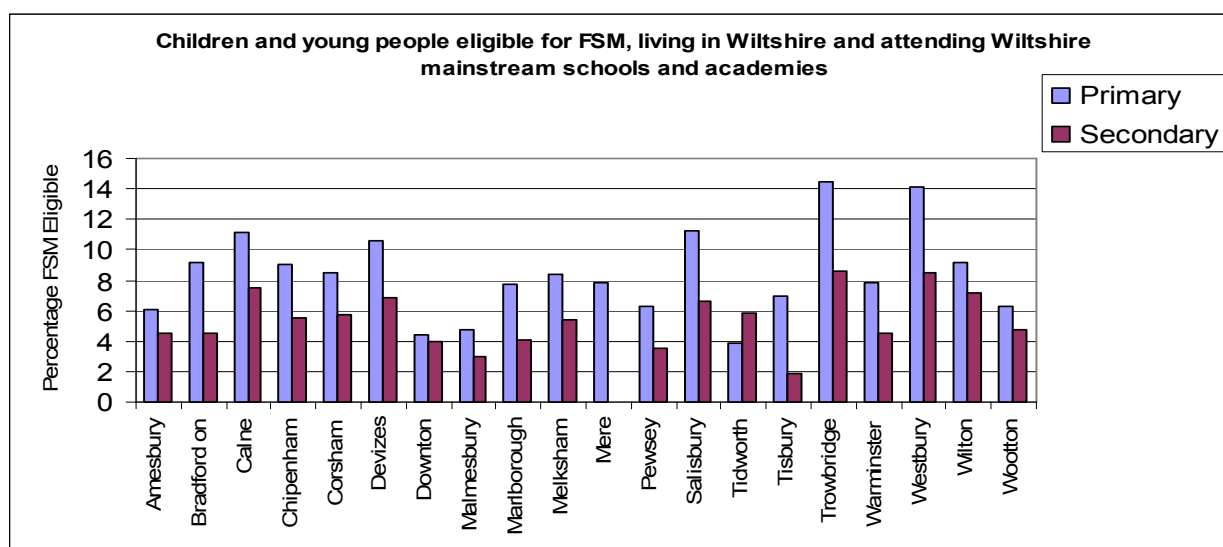
**Table 7: Eligibility and uptake of free school meals.**

	2006		2007		2008		2009		2010	
	% eligibl e	% take n	% eligibl e	% take n	% eligibl e	% take n	% eligibl e	% take n	% eligibl e	% take n
Primary	6.9	5.8	6.7	5.7	6.6	5.6	7.6	6.3	8.9	7.4
Seconda ry			4.8	3.6	4.8	3.4	4.7	3.6	5.6	4.4

Source: Wiltshire Council



**Figure 3: Free School Meals by Community Area- January 2010**



Source: Research and Statistics: Jan 2010 School Census and Community Area partnership data.

#### 4.6. The Association and Impact of Disability on Child Poverty

Over a million children living in poverty are affected by disability in the UK. Having either an adult or a child with a disability in the family increases the chances of being in poverty. Within families with a disabled child and a disabled adult, there is a 42 per cent risk of being in poverty, compared to 28 per cent where no one in the family has a disability<sup>3</sup>

The cost of living is considerably more for a family with disabled children. It has been calculated that it costs on average three times as much to bring up a disabled child than a non-disabled child. Benefit increases have not met these extra costs.

Wiltshire is currently in the process of collecting data that will enable mapping of families of children under 5 years who are disabled or chronically sick.

The Institute for Public Policy Research 'Child Poverty Causes Disability and Disability Causes Child Poverty'<sup>4</sup> (2007) shows that persistent poverty during childhood significantly limits people's life chances and shows that there are more households in poverty with disabled children than without. The report says the Disability Living Allowance needs to be available to all disabled children and taken up by more families that experience the extra costs of raising a child with a disability

The most recently available national data shows that 29 per cent of households with one or more disabled children lived in poverty, compared with 21 per cent of households with no disabled children.

<sup>3</sup> Department for Work and Pensions. 2010. Households Below Average Income 2008/2009. Figures are after housing costs

<sup>4</sup> <http://www.ippr.org.uk/pressreleases/?id=2615>

There are around 9.8 million disabled adults and an estimated 700,000 disabled children in the UK. If the same rate of increase that occurred between 1975 and 2002 were to occur between 2002 and 2029, there would be over 1.25 million children reporting a disability by 2029.

#### **4.7. Impact of the recession**

The Institute for Public Policy Research 2010 report on 'in work' poverty in the recession highlighted the fact that although unemployment had not increased nationally as much as was expected as a result of the recessions, they concluded that the explanation was employers, staff and unions had worked together to avoid lay offs, by agreeing pay freezes and reduction in working hours. The downside of this being that earnings have lowered and this could push people into 'in work' poverty

This is demonstrated nationally by the proportion of poor children living in working households increased to 61% in 2008/9 from 50% in 2005/6. In numbers terms this translates to 1.7 million poor children in working households compared to 1.1 million in workless households.

The Economic Model which first informed the Action for Wiltshire programme has been re-run to provide an up to date assessment of the actual impact of the recession on Wiltshire's resident and workplace economies. Key findings are as follows:

An estimated 2,900 people were let go by Wiltshire's workplaces between December 2007 and December 2009. As you might expect, the hardest hit workplace economies in terms of the volumes of losses are Salisbury, Chippenham and Trowbridge (each losing around 1,000 jobs, 600 jobs and 400 jobs respectively). The large and predominantly rural economies, which lie outside the key towns have also been affected, particularly those in the former districts of North and West Wiltshire. Of the workplace job losses across Wiltshire as a result of the Downturn, 34% have been in Blue Collar Industries and 66% have been in Public Services.

It is estimated that Wiltshire's workplace GVA output has declined by around £250 million in the two years from December 2007 to December 2009, a 4% fall. Volume losses are led by Salisbury (£49 million of lost GVA) followed by Chippenham and Trowbridge (losing £37 million and £32 million respectively). As with job losses, the large rural areas outside the key towns have also experienced considerable output losses.

Claimant Unemployment in Wiltshire has risen by 4,500 and Wiltshire's growth in unemployment has been higher than nationally and regionally. In fact, Wiltshire unemployment rate has tripled as a result of the Recession, whilst those of the region and country as a whole doubled (roughly). The recession has had a noticeably greater impact in Wiltshire than regionally or nationally and, whilst unemployment in Wiltshire is still lower than nationally and regionally, the Recession has certainly acted to close the historical gap between Wiltshire's unemployment and national and regional unemployment. The recession does not appear to have a huge impact on the distribution of claimants across age bands. The key feature is that young people aged 20 to 24 were over-represented among the unemployed in Wiltshire in December 2008 and they remain disproportionately affected now.

The largest volumes of newly unemployed Claimants as a result of the Downturn /Recession are concentrated in Wiltshire's more urban residential areas, particularly Trowbridge, Salisbury and Chippenham. However, Wiltshire's large rural areas also show significant unemployment volume increases. In terms of relative impact, i.e. the impact which considers their starting position before the Downturn, this has been felt most in Wiltshire's more rural and remote commuter communities, but also in North Wiltshire's key urban areas of Chippenham and Wootton Bassett. The nature of job losses across Wiltshire has been in line with trends seen nationally and regionally; around one third of losses are skilled jobs and around two thirds are unskilled jobs. However, Wiltshire's percentage of skilled job losses is actually slightly higher than nationally.

#### 4.8. Children at greatest risk of poverty<sup>5</sup>

- **Lone parents** - children of lone parents are at greater risk of living in poverty than children in couple families. (see Annex 3) Before housing costs over a third, 35%, (50% after housing costs) of children living in lone parent families are poor, compared with less than a fifth, 18%, of children in couple families.
- **Large families** - children in large families are at far greater risk of poverty than children from small families: 40%, of children in families with four or more children are poor, compared with under a fifth, 19%, of children in one-child families.
- **Children with disabilities** - disabled children are more likely than their non-disabled peers to live in poverty as a result of lower incomes (because parents need to look after disabled children and so cannot work) and the impact of disability-related additional costs (an impact which is not captured by official figures).
- **Children with disabled parents** - children with disabled parents face a significantly higher risk of living in poverty than those of non-disabled parents. The main reason for this is that disabled parents are much less likely to be in paid work, and also suffer the impact of additional disability-related costs which sap family budgets.
- **Children who are carers** - for some children, it is not just a lack of income which affects their life chances, it is a chaotic family life, lack of stability, upheaval or the focus on someone else's needs. Children in care, young carers, children living with a disabled parent and children living in households with drug or alcohol misuse or domestic violence all have experiences or responsibilities that will blight their childhood and make it more difficult for them to focus on their education and achieve good outcomes.
- **Children who have teenage parents** – National data shows that children of teenage mothers have a 63% increased risk of being born into poverty compared to babies born to mothers in their twenties.
- **Children growing up in social housing** - children living in households living in social housing (either local authority or housing associations) face a high risk of being poor. 49% of children in local authority accommodation are poor before housing costs (rising to 58% after housing costs). Poor children in social housing are also a large proportion of all poor children. Though the numbers in private rented accommodation are smaller, these children also face a high risk of poverty.

---

<sup>5</sup> Children at Greatest Risk of Poverty available at <http://www.childpovertytoolkit.org.uk/At-Greatest-Risk-of-Child-Poverty>

- **Black and minority ethnic children** - children living in households headed by someone from an ethnic minority are more likely to be living in a poor household. This is particularly the case for those households headed by someone of Pakistani or Bangladeshi origin, where well over half the children are living in poverty.
- **Asylum seekers** - there is no robust quantitative data on asylum seekers. However the parents in this group are prohibited from working and are only entitled to safety net support at a lower level than the usual income support/ Jobseekers Allowance safety (which itself is paid below the poverty line).
- **Traveller and gypsy children** - there is a severe lack of robust quantitative data on Gypsy and Traveller families, including poverty. However, both practice knowledge and other studies show that some have few financial resources.
- **Children with a parent in prison** – it is recognised that these children are more likely to be living in poverty.
- **Children leaving care** - young people leaving care are likely to face multiple disadvantages including poverty. Those entering care are also much more likely to have experienced poverty. This is a consequence of their pre-care, in-care, leaving care and after-care ‘life course’ experiences.

## 5. THE IMPACT OF POVERTY

### 5.1. Attainment Gap

Children who grow up in poverty are more likely to leave school without qualifications. Local authorities measure the attainment gap in a standardised way, which enable comparison with other areas.

The first measure is at Foundation Stage Profile which measures achievements of children aged five against 13 assessment scales. The gap between the average score of all children average score of the lowest achieving 20% of children is calculated and Wiltshire has been successful in reducing this gap (2007 – 35.5% to 2010 29.2%, which compares favourably against a national average of 32.7%).

There are also measures of attainment at Key Stage 2 and GCSE level in English and Maths for children who have free school meals (FSM) compared with children who are not eligible for FSM. This is measured as a percentage difference or “gap”. The aim is for the gap to reduce, but as the tables illustrate below this gap in Wiltshire is persisting and is higher than the gap nationally.

**Table 8 NI 102A Attainment Gap FSM/non FSM Key Stage 2 inc English and Maths**

	2007 %	2008 %	2009 %	2010 %
Wiltshire	24	31	31	27
Stats Neighbours	29	27	27	26
England	24	22	22	21

Source: Research and Statistics SFR32/2010

**Table 9: NI 102B Attainment Gap FSM/non FSM Key GCSE inc English and Maths**

	2007 %	2008 %	2009 %	2010 %
Wiltshire	32	38	28	36
Stats Neighbours	32	33	32	33
England	28	28	27	28

Source: Research and Statistics SFR34/2010

## 5.2. Persistent Absence

Wiltshire rates of absenteeism are lower than national rates, but the table below illustrates the difference in rates between those who are eligible for free school meals (16.9% persistent absence) and those ineligible for free schools meals (4.26%). Rates of persistent absence were similar for girls and boys and for those from a Black or Minority Ethnic background (BME) against not known to be BME children in secondary school.

**Table 10 : Secondary School Persistent Absence 2009**

Group	Total Pupil Count	Sum of Termly Sessions Possible	Sum of Total Absent Sessions	64+ Sessions Absence	Percentage Persistent Absence
All	25,292	7,600,030	545,758	1,280	5.06%
Male	12,672	3,801,878	263,805	614	4.85%
Female	12,620	3,798,152	281,953	666	5.28%
FSM	1,609	477,310	59,536	272	16.90%
non FSM	23,683	7,122,720	486,222	1,008	4.26%
BME	1,578	466,963	33,531	74	4.69%
Not known to be BME	23,714	7,133,067	512,227	1,206	5.09%

## 5.3. Exclusions

Nationally FSM pupils are seven times more likely to be permanently excluded from primary school and three and a half times more likely to be permanently excluded from secondary schools. The proportion of permanent and fixed exclusions in relation to the number of pupils in schools is broadly in line with national averages but is not quite as good as the average of those in comparable area

**Table 11: Primary pupils with one or more fixed periods of exclusion from school as a % of the school population**

(Most of the data refers to cases of exclusion rather than numbers of pupils excluded, as some pupils were excluded more than once during the year)				
	2005/06	2006/07	2007/08	2008/09*

Wiltshire	n/a	1.10	1.22	1.29
Statistical Neighbours	n/a	0.89	0.87	
England	n/a	1.11	1.06	

**Table 12: Secondary pupils with one or more fixed periods of exclusion from school as a % of the school population**

(Most of the data refers to cases of exclusion rather than numbers of pupils excluded, as some pupils were excluded more than once during the year)				
	2005/06	2006/07	2007/08	2008/09*
Wiltshire	10.79	10.83	9.09	9.52
Statistical Neighbours	9.45	9.85	9.26	
England	10.4	10.83	9.78	

Table 11& 12 Source: DCSF LAIT / \* locally calculated provisional data

#### 5.4. Health indicators

Frank Field the government's 'Poverty Tzar' demonstrates the impact of poverty on child health<sup>6</sup>

- Poverty shortens lives. A boy in Manchester (an area with higher levels of child poverty) can expect to live seven years less than a boy in Barnet (an area of lesser child poverty). A girl in Manchester can expect to live six years less than a girl in Kensington Chelsea and Westminster.
- Poor children are born too small; birth weight is on average 130 grams lower in children from social classes IV and V. Low birth weight is closely associated with infant death and chronic diseases in later life.
- Children aged up to 14 from unskilled families are 5 times more likely to die in an accident than children from professional families, and 15 times more likely to die in a fire at home.

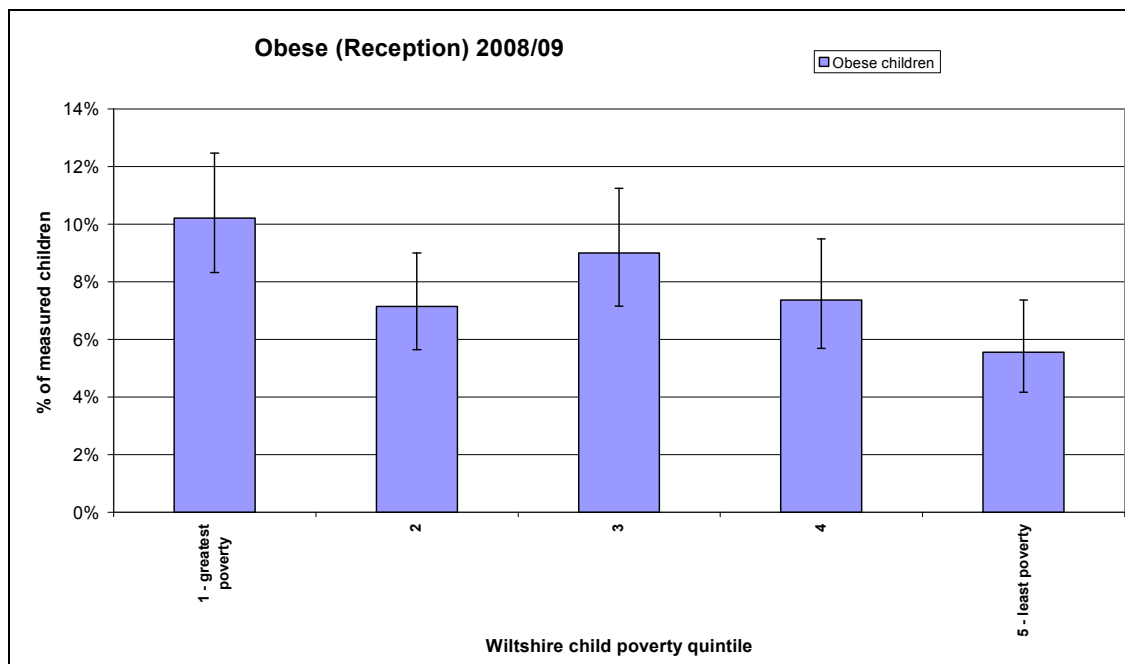
The Child Accident Prevention Trust (2008) noted that 'accidental injury is one of the single biggest causes of death in UK for children over the age of 1 year'.

Young people from poorer families are more likely than those from richer families to engage in risky behaviours such as unprotected sex, smoking, drug taking and truancy.

The numbers of children affected by these adverse outcomes are very small and therefore there is limited benefit to mapping these at small geographical areas. However, the graph below illustrates obesity prevalence of children in reception class in Wiltshire schools, by child poverty quintile. 10.2% of children in the areas of greatest poverty are obese compared with only 5.5% of children in the areas of least poverty. This difference is statistically significant.

<sup>6</sup> F. Field (2010) The Foundation Years: The report of the independent review on poverty and life chances. HM Government London

**Figure 4: Prevalence of obesity among reception children attending Wiltshire schools by child poverty**



Rates of teenage pregnancy are higher in Wiltshire's areas of deprivation and national data suggests that children of teenage mothers have a 63% increased risk of being born into poverty, compared to babies born to mothers in their twenties<sup>7</sup>

<sup>7</sup> Ermisch J (2003) *Does a 'teen birth' have longer term impacts on the mother? Suggestive evidence from the British Household Panel Study* ISER Working Papers No. 2003-32; Institute for Social and Economic Research.

## 5.5. Children in touch with Youth Offending Team

The table below illustrates the areas with the highest numbers of children and young people in contact with the Youth Offending Team (YOT) in 2008/9. This excludes those who received only a minor policy warning or reprimand, who the YOT never had full engagement with.

**Table 13: Top 10 areas at three times the Wiltshire average or more**

Community Area Partnership	LSOA Name	Number of Young People who came to the attention of the Youth Offending Team
Trowbridge	Trowbridge Drynham - Lower Studley	22
Trowbridge	Trowbridge John of Gaunt - Studley Green	18
Amesbury	Amesbury East - north central	15
Chippenham	Chippenham Hill Rise - north west	15
Part BoA; Part Trowbridge	Staverton & Hilperton (part)	12
Wootton Bassett & Cricklade	Wootton Bassett North - central	12
Melksham	Melksham North - north east	11
Salisbury	Salisbury Bemerton - south	11
Warminster	Warminster East - Boreham	11
Westbury	Westbury Ham - west	11

Table 13:

## 6. WHAT ARE WE DOING TO HELP?

### 6.1. Early Years Education / Child Care

There is a great deal of activity focused towards improving accessing to child care and early years education in Wiltshire. A large part of this is through the assessment of child care sufficiency, which helps to target interventions to areas of greatest need. Additionally this Council department arranges targeted free provision to early years education, over and above the universal offer, to help parents back into work and give children the benefit of early years education. These interventions are targeted towards those families who are most disadvantaged.

This department also commissions an information service to help inform decision making and provides greater support to child care providers in rural areas. Where otherwise they may not be economically viable.



## **6.2. Encouraging economic development, including training skills and opportunities for parents and young people:**

The 'Action for Wiltshire' programme, established early in 2009 has achieved much in dealing with the impact on business and communities moving into recession.

The impact of the downturn has created a number of particular issues for businesses, employees and job seekers that are both compounded by the reduction in public sector funding and more difficult to address without the availability of the normal business support tools. The current context for economic recovery and the role of economic development partners is changing. The Government is implementing a programme of work which will radically alter the policy context within which the public sector and its partners operate – one in which addressing the budget deficit will take precedence.

There is a clear rationale for a second phase of the Action for Wiltshire programme in order to deal with these challenges. Given the context of reduced public sector resource, it is important that the next phase of the programme targets a portfolio of actions which collectively support the Wiltshire economy through to recovery. An outline scope of the future programme has been developed which starts with a 'help and advice' core offer to assist individuals with tackling the difficulties caused for them by the recession and the impacts of the public sector cuts based. From there, are three programme pathways:

- An 'Employment Support Programme' aimed at addressing the hardening of unemployment, re-skilling a new workforce for Wiltshire and maximising opportunities for self employment and establishing a new business support model.
- A 'New Business Development Programme' aimed at maximising opportunities for self employment and establishing a new business support model, stimulating the appropriate development of social enterprises, co-operatives and employee-led businesses and maximising business to business opportunities.
- A 'Business Location of Choice Programme' aimed at securing business investment in Wiltshire and tackling barriers to growth.

Under the Action for Wiltshire programme there has been a benefits take up campaign. In March 2010, 300 clients have been interviewed and as a result of bureau intervention a total of £529K (target figure for the year £500K) of additional benefits are now being claimed by residents of Wiltshire. Below is a summary of the main areas covered by the benefits take up team:

Disability Living Allowance Care	15%
Disability Living Allowance Mobility	15%
Employment & support Allowance	14%
Council Tax Benefit	12%
Housing Benefit	10%
Tax Credits	8%
Income Support	4%
Pension Credit	4%
Job Seekers Allowance	3%
Attendance Allowance	3%
Others	12%

The telephone line continues to be a main source for referrals and as a result we are able to recognise the needs of vulnerable clients who require help in claiming benefits and those that have come about as a result of loss of work.

The benefits take up team who are located throughout Wiltshire and are able to help clients either by telephone, face to face interview and where appropriate a home visit is carried out. Disability Living Allowance (DLA) enquires are the most common and often the most complex cases, this accounts for 30% of the issues raised by clients. Also we have a high level of enquiries from people who need advice on Employment and Support Allowance (ESA). Our advisors have in many cases found it necessary to assist clients with the appeals process and attend tribunals with clients. This is a very time consuming exercise however 80% of the tribunals attended result in a positive outcome for the clients.

The Wiltshire Work & Skills Plan (April 2010) which has been informed by a comprehensive Worklessness Assessment, sets out how Wiltshire Council, working with partners through Wiltshire Works, can help deliver a reduction in worklessness and promote economic inclusion.

Key actions that will impact child poverty are:

- The Wiltshire Potential Future Jobs Fund is providing 495 long term unemployed 18-24 year olds with a break into the labour market and improve their long term employability prospects.
- As part of Phase 2 of the Future Jobs Fund Project and the evaluation of the long term sustainability of the initiative, evidence will be shared with employers with a view to influencing their attitudes/culture and recruitment practices.
- A “one-off” programme by Jobcentre Plus and Wiltshire Council to provide new job opportunities for 40 2 year+ unemployed people is underway.
- Increasing access to higher Education is in development with the establishment of an HE centre at Wiltshire College and links being maximised with neighbouring universities.
- The Jobcentre Plus Adviser Flexibility pilot is running in Wiltshire, Swindon, Dorset and Somerset for two years to offer a more flexible and individualised approach to those that are workless.
- Delivery of a project to improve specifically entry level 3 numeracy skills and Level 1 Literacy in Wiltshire – to be delivered from 2010-early 2012.
- To develop financial literacy skills with a focus on our people and spatial priorities through a pilot project.
- To liaise with Housing Benefit on changes to benefit to ensure that people are adequately supported to remain in work.
- To support a more effective ‘internal’ transport infrastructure given the high rurality of Wiltshire through (1) influencing the Local Transport Plan (2) ensuring that existing local transport networks are utilised effectively and (3) ensuring effective communication on available transport.
- To support the current ‘Wheels to Work’ Project during 2010/11 including its evaluation to identify (1) its value (2) How it could be developed and sustained in the long term.
- To influence plans for the Digital Inclusion project to ensure that the needs of workless people are taken into account in the access and take up of technology.

- Communicate the availability of child care in Wiltshire's communities and the benefits of utilising available formal child care to ensure provision is well utilised.
- Given the ageing population, improve understanding of this sector to enable us to plan effectively to ensure dependent care does not act as a barrier to employment.

### **6.3. Targeted housing support**

Housing makes an important contribution to social and environmental objectives such as reducing health inequalities, improving educational attainment and community cohesion. Good housing is linked to health and wellbeing, impacting on both physical and mental health.

Housing would therefore want to reduce the number of children and young people who experience statutory homelessness and prevent them from going into unsuitable temporary accommodation as well as ensuring that families have access to decent and affordable homes.

This will be achieved by:-

- Keeping people in their own homes during the recession, through effective information, advice, support and specialist services specifically geared towards the needs of children, young people and their families.
- Continuing to develop an effective partnership response to the issue of affordable housing, with a particular focus on increasing the supply of family-sized accommodation.
- To retain housing-related support for young 16 – 17 year olds
- To ensure that our social housing stock meets national target of 100% of homes to meet the Decent Homes Standard
- Improving homes with low energy efficiency for households on income based benefits

### **6.4. Targeted transport support**

The Public Transport Strategy, part of the local Transport Plan are informed by a range of national and local research, guidance and consultation feedback. Examples of needs information are:

- Rural Perceptions' (Kennet CAB)
- Wiltshire Council research into 'pockets of deprivation'
- Survey by 16-19 Education Transport Partnership into access to post16 education
- Wiltshire Assembly of Youth involvement in transport issues, including Feb 2010 transport conference
- DfE reports and guidance on access to education
- DfT / DfE transport guidance on 'Supporting Access to Positive Activities'
- 'Rural Transport – long distance learners?' (report by Rural Authorities Group)
- Consultations on Local Transport Plan (2006 and 2010)

The main issue for most vulnerable groups is that in a predominantly rural county, access by public transport is limited due to inability to provide frequent services or services to a range of different destinations. There are also issues around transport

availability affecting choice of school for children under 16 years and for young people, 16-19 years affecting choice of school or college.

Poor public transport can mean that low income families are forced into car ownership, reducing the money they have available to spend on other things. Or they do not buy a car, and find they have more limited opportunities for employment and accessing low cost shopping or other essential services. The high cost of bus fares (which have over the last 20 years increased faster than inflation, and faster than the cost of running a car), or taxi fares, can also put a strain on family finances

Although Wiltshire's post 16 education transport policy guarantees transport to the nearest sixth form or FE college, it will not fund or provide transport to a 'preferred' establishment unless this can be demonstrated to be necessary for the student's chosen career – this could limit the educational opportunities open to children from low income families.

The charge for post 16 transport has increased in recent years due to restrictions on local authority spending, and although a reduced rate pass (around 50% of full cost) is available for students in receipt of full rate Education Maintenance Allowance (EMA), the increases in the charge will still have an impact on low income families especially those with several children.

For under 16 pupils, although the Education & Inspection Act introduced free transport to a 'preferred' school for children from low income families, there has been a very low take up – perhaps reflecting the fact that in many rural areas there may not be a choice of schools within the 6 mile qualifying limit.

The Council spends £6 million on supported bus services and community transport, which doubles the level of public transport that would otherwise be available. 50% of rural households have access to an hourly or better weekday daytime bus service, 90% to a daily or better weekday service. Area Boards are being encouraged to improve transport for young people.

The Council chairs the post 16 Education Transport Partnership, which seeks to coordinate the activities of the transport and education departments, schools and colleges, and Connexions, in respect of access to 16-19 education

## **6.5. Investment in early intervention**

Wiltshire worked hard to ensure implementation of the Sure Start Children' Centre Initiative, which targets support to families of children under 5 years. There are now a total of 30 centres, running. Eight of which are serving the most deprived areas of Wiltshire.

- Longfield Children's Centres, Trowbridge
- Studley Green Children's Centre, Trowbridge
- Bellefield Children's Centre - Adcroft Seymour area of Trowbridge
- City Children's Centre- Friary area of Salisbury
- Little Folly Children's Centre, Bemerton Heath, Salisbury
- White Horse Children's Centre, Eden Vale Road, Westbury Ham
- Redland Children's Centre, Westcroft/Queens Chippenham
- Calne – Priestley Children's Centre, Abberd Way area

The Children Centres, which are run by a variety of providers, undertake many of the following activities which will help address child poverty:

- Through links with Job Centre plus they have a vacancy Information board in each centre, there is a Journeys to Work, advisor attached to each centre, provided by North Wessex Training
- Advice around finding childcare and understanding the free entitlement to 15 hours childcare, which can also be offered as childcare taster sessions in the first instance so that parents can try out different types of childcare before committing themselves. ASK have a programme to work out the benefits v work hours and advise on the best combination of work and benefits
- Training opportunities are publicised in the children's centres and they also run training in 'key skills', run by Family Learning, and simple cooking and household budgeting
- Support is often targeted to specific groups attending children's centres such as: support for teenage parents and links with midwives, debt counselling and money management, access to credit unions, nursery equipment loan or saving schemes

Parent Support Advisers are based in clusters of schools to support parents. The number of hours allocated to each cluster was formula based using the multiple index of deprivation. As a result there are more PSA's in Chippenham, Trowbridge and Salisbury

The key needs that PSAs respond to are:

- Parenting programmes (Triple P), home visits and 1:1 support
- Engaging parents with services e.g. housing, domestic violence support, for example Parents Zone in Salisbury
- Identifying pockets of deprivation and targeting work of PSAs to those areas, e.g. Marlborough, Melksham

A project in Wiltshire called 'Think Family' has been funded to undertake the following:

- Implement Think family Reforms – specifically the Total Place project in Bemerton Heath
- Set up Youth Crime Intervention Project (FIP) to provide intensive support to families in greatest difficulty
- Offer Parenting Early Intervention Programmes (PEIPs) to help improve parenting skills of mothers and fathers of children aged 8 – 13 at risk of poor outcomes – which as of July 2010 has stopped
- Fund Parenting Experts and parenting practitioners, which links with the parenting strategy
- Partially funds the Triple P parenting programme which is a County wide evidence based programme

**6.5.1 The Family Intervention Programme (FIP)** workers provide intensive support to vulnerable families and those most at need, including those at risk of losing their homes for a variety of reasons including worklessness and poverty. They currently work 7 days per week and are supporting 30 families at present. Additionally the previous PEIP project supports 1 worker to provide expert parenting support to parents of 8-13 yr olds, who due to their own problems are likely to result in poor outcomes for their children.

**6.5.2 Parenting Experts** – 2 posts funded until the end of March 11 to support parents both in groups and on a one-to-one basis. They specifically target the

parents of children and young people whom local agencies e.g. schools, PSA's Sure Start Children's Centres, housing, health, ASB teams agree are at risk of poor outcomes. This works has been contracted out to ask and the experts deliver the Triple P parenting programme. One covers the North and the other covers the South of the County.

### **6.6. Increasing benefit uptake**

In addition to worklessness, low paid work is a key factor in child poverty; the introduction of the universal credit from 2013 is designed to make work pay and should be instrumental in lifting families in low paid work out of poverty.

The change in the benefit regime for lone parents ( from when their youngest child is aged 7, having to claim either Jobseekers Allowance and therefore be actively seeking work, or Employment and Support Allowance if they are unable to work due to health issues.)

## **7. GAPS IDENTIFIED**

Much of the data used to inform this needs assessment is at least two years old, the economic climate has changed dramatically during this time and it would be helpful to have more up to date information. This gap will be met by deliverables identified in the strategy and multiagency action plan

Another gap has been around benefits update data.

## Annex 1- 2008 Child Poverty Statistics – 2008 (HMRC)

	Children in families in receipt of CTC (<60% median income) or IS/JSA		% of Children in "Poverty"	
	Under 16	All Children	Under 16	All Children
Melksham North - north east	145	160	44.3%	42.7%
Trowbridge John of Gaunt - Studley Green	205	230	43.1%	41.9%
Salisbury St Martin - central	110	125	39.2%	38.0%
Chippenham Hill Rise - north west	135	150	34.4%	33.6%
Trowbridge drynham - Lower Studley	185	200	34.3%	33.5%
Wootton Bassett North - central	115	135	32.9%	32.3%
Salisbury Bemerton - south	135	150	31.3%	31.3%
Salisbury Bemerton - west	145	160	31.4%	30.3%
Chippenham Queens - east	95	105	31.3%	30.1%
Trowbridge Adcroft - Seymour	115	130	31.2%	29.8%
Calne Abberd - south	65	70	30.0%	29.0%
Ludgershall north	75	85	28.3%	28.1%
Westbury Ham - west	110	130	28.2%	28.0%
Amesbury East - north central	70	75	29.6%	27.4%
Melksham North - south west	70	85	26.2%	27.3%
Cricklade central	85	95	27.5%	26.0%
Chippenham Audley - south	75	85	25.9%	25.9%
Chippenham Avon - east	55	60	27.7%	25.9%
Dilton Marsh & Upton Scudamore	75	80	27.1%	25.8%
Trowbridge drynham - central	125	140	25.7%	25.1%
Devizes East - central	90	95	26.6%	24.9%
Warminster East - Boreham	75	80	27.1%	24.8%
Devizes South - west	65	80	23.9%	24.7%
Ludgershall east & Faberstown	80	80	27.3%	24.6%
Warminster West - south central	60	65	24.2%	23.4%
Marlborough East - north	70	80	24.7%	23.2%
Calne Abberd - north	90	100	23.7%	23.2%
Corsham (Pickwick) north	100	120	23.1%	22.9%
Staverton & Hilperton (part)	130	145	22.7%	22.7%
Bradford on Avon South - east	65	70	22.7%	22.4%
Trowbridge Park - central	65	70	23.0%	22.2%
Pewsey south	70	80	21.5%	22.0%
Chippenham Redland - north	60	65	23.5%	22.0%
Potterne	70	80	23.6%	21.8%
Westbury Laverton - central	65	70	22.3%	21.5%
Salisbury St Mark - west	55	60	24.0%	21.4%
Westbury Ham - central	60	65	22.2%	21.1%
Calne Priestley - south west	65	70	21.4%	20.6%
Purton south & Braydon	50	65	20.2%	20.6%
Chippenham London Road - west	50	50	22.7%	20.4%
Chippenham London Road - east	60	70	22.8%	20.2%
Durrington - south	70	75	23.2%	20.2%
Calne Priestley - north east	50	55	20.2%	19.8%
Malmesbury north west	70	80	20.4%	19.7%

	Children in families in receipt of CTC (<60% median income) or IS/JSA		% of Children in "Poverty"	
	Under 16	All Children	Under 16	All Children
Corsham south	75	80	20.8%	19.5%
Devizes North - east	45	45	22.1%	19.3%
Salisbury St Edmund - south	30	35	18.6%	18.9%
Chippenham Allington - north	65	75	19.6%	18.4%
Trowbridge John of Gaunt - Wingfield Road	65	70	21.2%	18.2%
Bradford on Avon North - central	50	55	18.3%	17.2%
Heywood & Bratton - north	55	55	19.0%	17.2%
Salisbury Bishopdown - central	45	55	16.8%	17.1%
Mere (part)	35	45	15.2%	17.1%
Salisbury Bemerton - north	55	70	16.7%	16.8%
Tidworth north east	145	155	17.0%	16.6%
Melksham North - north west	60	70	15.9%	16.5%
Warminster West - Westbury Road	40	45	17.1%	16.4%
Laverstock (part) & Clarendon Park	70	75	17.8%	16.2%
Salisbury Bemerton - east	50	55	16.1%	16.1%
Salisbury St Edmund - east (Milford north)	35	45	14.3%	15.8%
Melksham Spa - east	55	55	17.3%	15.6%
Tisbury	35	45	15.3%	15.3%
Warminster West - south	40	45	15.7%	15.3%
Warminster West - east central	35	40	15.7%	15.1%
Westbury Ham - Eden Vale	90	100	16.1%	15.1%
Rudloe north	70	80	15.5%	15.0%
Salisbury Harnham West - south	40	45	15.8%	15.0%
Berryfield & Bowerhill (part)	40	45	15.6%	15.0%
Amesbury East - south central	60	65	15.7%	14.8%
Calne Lickhill - south	45	50	15.5%	14.7%
Trowbridge Adcroft - Canal Road	50	55	14.6%	14.6%
Warminster West - north central	50	55	16.0%	14.6%
Devizes East - north	40	40	16.1%	14.5%
Tilshead & Orcheston	30	35	14.8%	14.3%
Westbury Ham - north	80	85	15.3%	14.3%
Corsham east	45	45	15.6%	14.2%
Wootton Bassett North - north west	30	35	14.3%	14.0%
Salisbury Bishopdown - south	25	25	16.9%	14.0%
Morgans Vale	40	45	14.0%	13.8%
Southwick & Wingfield	60	65	14.5%	13.8%
Devizes North - west	35	35	14.7%	13.7%
Wootton Bassett South - central	40	45	14.7%	13.5%
Wilton rural & Quidhampton	40	40	15.2%	13.5%
Trowbridge College - Clarendon (Frome Road)	40	45	14.7%	13.3%
Devizes East - south	55	60	13.7%	13.2%
Calne Lickhill - north	110	115	12.9%	12.7%
Marlborough West - south	25	25	12.8%	12.1%
Westbury Laverton - Leigh	85	90	12.9%	12.0%
Amesbury East - north	20	25	13.1%	11.9%



	Children in families in receipt of CTC (<60% median income) or IS/JSA		% of Children in "Poverty"	
	Under 16	All Children	Under 16	All Children
Salisbury St Paul - south	45	45	12.5%	11.8%
Bromham west & Rowde south west	35	35	13.7%	11.7%
Bradford on Avon North - west	25	30	12.6%	11.7%
Lavingtons south	40	45	13.1%	11.5%
Melksham North - south east	40	40	12.7%	11.4%
Grimsteads	20	25	11.2%	11.2%
Melksham Spa - west	35	35	11.7%	11.2%
South Newton, Great Wishford, Durnford & Woodfords	40	45	12.1%	11.1%
Zeals (part), Maiden Bradley, Kilmington & Stourton	30	35	12.1%	11.0%
Coombe Bissett, Odstock, Britford & Netherhampton	50	55	11.7%	10.9%
Warminster East - central	25	25	11.9%	10.9%
Chippenham Audley - north	30	35	10.6%	10.7%
Knole & Hindon	35	40	11.4%	10.7%
Marlborough East - south	45	45	12.0%	10.6%
Newton Tony, Cholderton & Boscombe	25	25	10.6%	10.3%
Bradford on Avon South - south	30	35	11.4%	10.3%
Shaw & Whitley	20	25	10.1%	10.2%
Netheravon, Enford & Fittleton	30	35	10.2%	10.1%
Fovant, Sutton Mandeville & Swallowcliffe	15	15	11.5%	10.1%
Roundway	100	110	10.3%	10.0%
Crudwell & Oaksey	30	35	9.9%	10.0%
Bulford Village	40	45	10.5%	10.0%
Amesbury West	30	35	10.4%	9.9%
Durrington - north	25	30	9.9%	9.8%
Keevil & Ashtons	45	50	10.4%	9.8%
Trowbridge drynham - Wiltshire drive	25	30	10.6%	9.8%
Collingbournes & Everleigh	30	30	11.2%	9.7%
Melksham Woodrow - south	30	35	10.4%	9.7%
Salisbury St Martin - east (Milford south)	20	20	9.6%	9.5%
Chitterne & Codfords	20	25	9.3%	9.5%
Trowbridge Adcroft - Stallard	25	30	9.8%	9.5%
Amesbury East - Boscombe down	50	50	10.1%	9.4%
Downton south	20	25	7.7%	9.4%
Sutton Benger, Kington Langley & Seagry	45	50	10.2%	9.3%
Chippenham Monkton Park	30	35	9.1%	9.1%
Sherston west, Luckington & Sopworth	25	30	8.8%	9.1%
Warminster East - Cop Heap	20	20	10.0%	9.1%
Bishops Cannings & Etchilhampton	30	35	9.4%	8.8%
Brokenborough	30	40	8.0%	8.8%
Dinton, Barford St Martin, Chilmark & Fonthill Bishop	35	40	9.6%	8.8%
Amesbury East - South	30	35	9.3%	8.7%
Aldbourn	35	35	9.2%	8.6%
Wootton Bassett North - east	20	25	8.5%	8.6%

	Children in families in receipt of CTC (<60% median income) or IS/JSA		% of Children in "Poverty"	
	Under 16	All Children	Under 16	All Children
Rowde north east & Bromham east	25	30	8.9%	8.5%
Chippenham Allington - south	25	25	9.3%	8.5%
Melksham Spa - central	15	20	8.4%	8.5%
Chippenham Park - west	30	35	8.5%	8.4%
Colerne village	20	25	8.2%	8.3%
Lyneham East, Tockenham & Clyffe Pypard	15	20	7.7%	8.3%
Trowbridge College - central	25	25	8.3%	8.3%
Trowbridge Drynham - Croft	30	35	8.0%	8.1%
Chippenham Hill Rise - south east	25	25	8.8%	8.0%
Corsham (Pickwick) south	45	50	8.6%	8.0%
Urchfont & Easterton	20	25	7.5%	7.9%
Lacock & Gastard east	15	20	7.1%	7.9%
Wylde & Langfords	20	20	8.1%	7.9%
Atworth	20	20	8.4%	7.9%
Hilperton (Marsh)	20	20	8.4%	7.9%
Trowbridge Park - Victoria Road & Paxcroft Mead (part)	55	55	8.8%	7.9%
Ashton Keynes	30	30	8.9%	7.8%
Salisbury Harnham East - south	20	20	9.1%	7.8%
Pewsey north	20	25	8.2%	7.7%
Calne Chilvester	40	45	7.6%	7.7%
Chippenham Redland - south	20	25	7.6%	7.7%
Ludgershall south & Perham down	45	50	7.8%	7.6%
Heytesbury & Mid Wylde south	15	20	8.3%	7.6%
Holt	15	20	7.3%	7.5%
Seend & Poulshot	25	25	8.0%	7.3%
Cricklade east, Latton & Marston Maisey	25	30	7.1%	7.3%
Melksham Spa - south	25	25	8.9%	7.3%
Marlborough West - north	10	15	7.2%	7.2%
Broad Town & Hook	15	20	7.9%	7.1%
Wilton north	15	15	6.7%	7.1%
Salisbury Harnham East - east	20	20	7.2%	7.0%
Salisbury St Martin - west	10	15	6.8%	7.0%
West Overton, Woodborough, Alton & Stanton St Bernard	20	25	7.1%	6.9%
Shalbourne, Grafton & Chute	20	25	6.2%	6.9%
Trowbridge College - Upper Studley	15	15	7.6%	6.9%
Bedwyn	25	30	6.6%	6.8%
Chalke Valley	25	25	7.7%	6.8%
Cheverells, Worton & Marston	25	25	7.5%	6.7%
Hilmarton & Compton Bassett	15	15	7.2%	6.7%
Whiteparish	15	20	5.5%	6.7%
Salisbury Harnham West - north	15	20	5.2%	6.6%
Warminster East - Henfords Marsh (south)	15	15	6.8%	6.6%
Chippenham Pewsham - north west	30	30	6.5%	6.5%
Bradford on Avon South - central	10	15	6.4%	6.5%

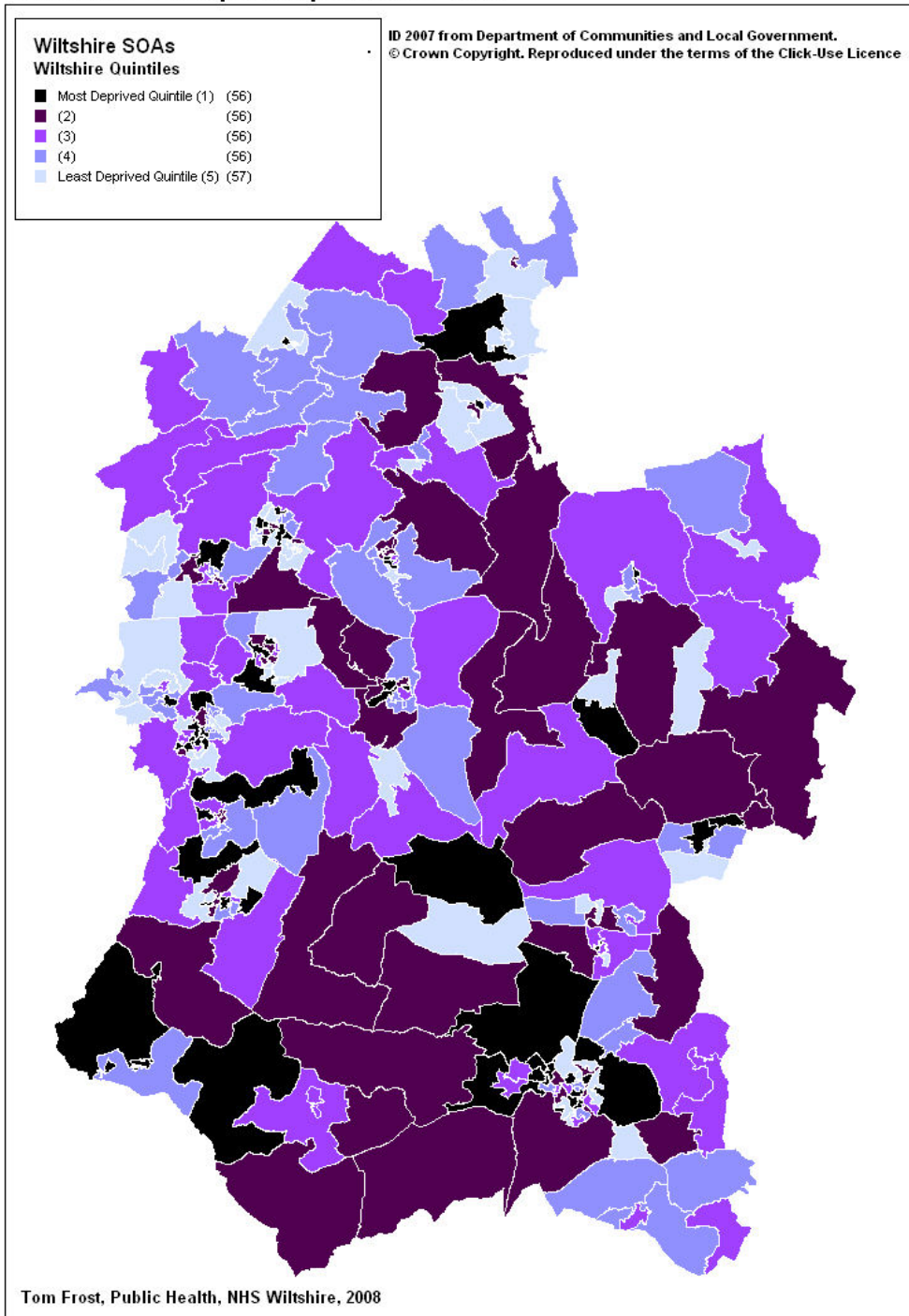
	Children in families in receipt of CTC (<60% median income) or IS/JSA		% of Children in "Poverty"	
	Under 16	All Children	Under 16	All Children
Westbury Laverton - east	15	20	6.6%	6.5%
Salisbury Churchfields - west	15	15	6.3%	6.4%
Chippenham Pewsham - east	15	15	7.8%	6.3%
Malmesbury Without	15	15	6.1%	6.3%
Salisbury St Paul - north	20	20	7.8%	6.3%
Bowerhill south	35	35	7.3%	6.3%
Calne Without west & Heddington	30	30	7.1%	6.2%
Bradford on Avon North - north	15	20	5.1%	6.2%
Trowbridge Park - north	15	15	6.7%	6.2%
Neston, Leafield & Gastard west	25	25	7.2%	6.1%
Malmesbury south east	20	20	7.0%	6.1%
Wootton Bassett South - east	15	20	5.6%	6.0%
Bradenstoke	10	10	6.2%	5.9%
Durrington - east	15	20	6.8%	5.9%
Salisbury Bemerton Village	20	20	6.6%	5.9%
Wilton south	10	15	5.6%	5.9%
Middle Winterslow, West dean & Farley	20	25	5.8%	5.9%
Tidworth north west	25	25	6.1%	5.8%
Wootton Bassett South - west	15	20	6.0%	5.8%
Winterbournes	15	20	5.9%	5.8%
Calne Marden	20	20	5.8%	5.6%
Lavingtons north	20	20	6.0%	5.5%
Cricklade west & Chelworth Green	20	20	5.8%	5.5%
North Bradley - north	15	15	5.3%	5.5%
Beanacre & Bowerhill (part)	25	25	5.9%	5.5%
Box west	10	15	5.5%	5.4%
Box Hill & Rudloe south	10	15	4.7%	5.3%
Downton - north & Charlton	15	15	5.2%	5.3%
Trowbridge College - Silver Street	15	15	6.1%	5.3%
Somerfords	15	15	5.4%	5.2%
Stanton St Quintin & Castle Combe	15	15	5.4%	5.2%
Shrewton & Winterbourne Stoke	15	15	5.1%	5.2%
Chippenham Queens - west	15	15	5.6%	5.1%
Salisbury Churchfields - east	10	10	6.0%	5.1%
Mere (part) & Zeals (part)	10	15	5.9%	5.1%
Trowbridge Park - Green Lane	10	15	4.6%	5.1%
Trowbridge John of Gaunt - Broadmead	20	20	5.9%	5.0%
Hullavington	20	20	5.1%	4.9%
Chapmanslade & Corsley	10	15	4.7%	4.9%
Monkton Farleigh, South Wraxall & Turleigh	15	20	5.1%	4.9%
Warminster East - Woodcock	10	10	5.1%	4.9%
All Cannings, Chirton, Patney & Marden	20	20	4.9%	4.8%
Ogbournes, Mildenhall & Fyfield	15	20	4.4%	4.8%
Upavon, Manningford, Rushall & Wilsford	20	20	5.2%	4.8%
Minety	5	15	3.0%	4.8%
Bulford Camp (part)	25	25	4.9%	4.7%

	Children in families in receipt of CTC (<60% median income) or IS/JSA		% of Children in "Poverty"	
	Under 16	All Children	Under 16	All Children
Tisbury rural & Ansty	15	15	5.4%	4.7%
Salisbury Bishopdown - north	20	25	4.9%	4.6%
Warminster West - west	10	10	5.1%	4.6%
Salisbury St Edmund - north	10	10	3.6%	4.5%
Charlton & Hankerton	15	15	4.4%	4.4%
Avebury, Broad Hinton & Winterbournes	15	15	4.9%	4.3%
Purton east	15	15	5.0%	4.2%
Salisbury Stratford	10	15	4.4%	4.2%
Brokerswood	10	10	4.6%	4.2%
Horningsham & deverills south	10	10	4.5%	4.2%
Bremhill, Christian Malford & Langley Burrell	20	20	4.1%	4.1%
Calne Quemerford	20	20	4.4%	4.1%
Semington, Hilperton village (part) & Paxcroft Mead (part)	15	15	4.6%	4.1%
Baydon, Froxfield & Chilton Foliat	10	15	3.5%	4.0%
Chippenham Pewsham - south west	15	15	4.0%	3.9%
Calne Without east & Cherhill	10	15	3.8%	3.9%
Nettleton, Grittleton & North Wraxall	10	10	3.3%	3.9%
Idmiston & Porton	10	15	3.5%	3.9%
Ramsbury	10	10	3.8%	3.8%
Donheads	10	15	3.8%	3.8%
Burbage	15	15	4.1%	3.7%
Salisbury St Mark - south	10	10	3.9%	3.7%
Edington, Coulston & Bratton - south	10	10	4.5%	3.7%
Brinkworth	10	10	3.2%	3.5%
Devizes South - east	10	10	3.4%	3.4%
Chippenham Pewsham - central	15	15	3.9%	3.4%
Yatton Keynell, Kington St Michael & Biddestone	15	15	3.7%	3.4%
Hilperton village (part) & Paxcroft Mead (part)	15	20	3.1%	3.4%
Tidworth south	20	25	3.0%	3.2%
Chippenham Cepen Park - north	20	20	3.8%	3.2%
Redlynch & Woodfalls	10	10	3.8%	3.2%
Alderbury	10	10	3.3%	3.1%
Firsdow, Pitton & West Winterslow	10	15	3.2%	3.1%
Chippenham Park - east	10	10	3.4%	3.0%
Colerne Southwood/Northwood/Pinewood/Thickwood	10	15	2.8%	3.0%
Milton Lilbourne, Easton & Wootton Rivers	5	10	2.5%	2.9%
Lyneham north	10	10	3.1%	2.8%
Chippenham Cepen Park - south	10	10	2.7%	2.7%
Bulford Camp (part), Figheldean & Milston	10	10	3.1%	2.7%
Durrington - Larkhill Camp	25	25	2.7%	2.7%
Winsley & Limpley Stoke	10	10	3.3%	2.6%

	Children in families in receipt of CTC (<60% median income) or IS/JSA		% of Children in "Poverty"	
	Under 16	All Children	Under 16	All Children
Sherston east, Norton & Easton Grey	5	10	2.2%	2.5%
Wootton Bassett South - south east	10	10	3.1%	2.5%
Melksham Woodrow - north	5	5	2.0%	2.3%
Sutton Veny	5	5	2.8%	2.3%
Purton central	5	5	2.6%	2.2%
Broughton Gifford	5	5	2.4%	2.1%
Warminster East - Imber Road	10	15	2.1%	2.1%
Marlborough West - west (Manton)	5	5	1.5%	1.8%
Chippenham Cepen Park - central	5	10	1.8%	1.8%
Lyneham south	5	10	1.1%	1.5%
Landfords	5	5	1.4%	1.4%
Westwood	-	5		1.4%
Corsham central	5	5	1.9%	1.3%
Salisbury St Mark - east	5	5	1.1%	1.2%
Lydiard Millicent	-	5		1.1%
Chippenham Avon - west	-	-		0.0%
Salisbury Harnham East - west	-	-		0.0%
Laverstock (part)	-	-		0.0%

Annex 2:

### Index of Multiple Deprivation 2007



Annex 3 \_ Lone Parents  
Working Age Claimants at February 2010  
By Lower Super Output / Data Zone Areas  
Source: DWP Information  
Directorate

LSOA Name	Ward Name(s)	Community Area	Lone Parent
Aldbourne	Aldbourne	Marlborough	10
All Cannings, Chirton, Patney & Marden	All Cannings	Part Devizes; Part Pewsey	10
Bedwyn	Bedwyn	Pewsey	5
Bishops Cannings & Etchilhampton	Bishops Cannings	Devizes	20
Bromham west & Rowde south west	Bromham and Rowde	Devizes	10
Rowde north east & Bromham east	Bromham and Rowde	Devizes	5
Burbage	Burbage	Pewsey	5
Cheverells, Worton & Marston	Cheverell	Devizes	5
Collingbournes & Everleigh	Collingbourne	Tidworth	0
Devizes East - north	Devizes East	Devizes	15
Devizes East - central	Devizes East	Devizes	20
Devizes East - south	Devizes East	Devizes	15
Devizes North - west	Devizes North	Devizes	10
Devizes North - east	Devizes North	Devizes	15
Devizes South - east	Devizes South	Devizes	0
Devizes South - west	Devizes South	Devizes	25
Lavingtons south	Lavingtons	Devizes	10
Lavingtons north	Lavingtons	Devizes	0
Ludgershall north	Ludgershall	Tidworth	15
Ludgershall east & Faberstown	Ludgershall	Tidworth	15
Marlborough East - south	Marlborough East	Marlborough	10
Marlborough East - north	Marlborough East	Marlborough	25
Marlborough West - north	Marlborough West	Marlborough	0
Marlborough West - west (Manton)	Marlborough West	Marlborough	0
Marlborough West - south	Marlborough West	Marlborough	5
Milton Lilbourne, Easton & Wootton Rivers	Milton Lilbourne	Part Marlborough; Part Pewsey	5
Netheravon, Enford & Fittleton	Netheravon	Tidworth	10
Ogbournes, Mildenhall & Fyfield	Ogbourne	Marlborough	5
Pewsey south	Pewsey	Pewsey	20
Pewsey north	Pewsey	Pewsey	10
West Overton, Woodborough, Alton & Stanton St Bernard	Pewsey Vale	Part Marlborough; Part Pewsey	5
Potterne	Potterne	Devizes	20

LSOA Name	Ward Name(s)	Community Area	Lone Parent
Baydon, Froxfield & Chilton Foliat	Ramsbury	Marlborough	5
Ramsbury	Ramsbury	Marlborough	0
Roundway	Roundway	Devizes	45
Seend & Poulshot	Seend	Melksham	5
Shalbourne, Grafton & Chute	Shalbourne	Part Pewsey; Part Tidworth	0
Ludgershall south & Perham down	Tidworth, Perham Down and Ludgershall South	Tidworth	15
Tidworth north west	Tidworth, Perham Down and Ludgershall South	Tidworth	5
Tidworth south	Tidworth, Perham Down and Ludgershall South	Tidworth	5
Tidworth north east	Tidworth, Perham Down and Ludgershall South	Tidworth	45
Upavon, Manningford, Rushall & Wilsford	Upavon	Part Pewsey; Part Tidworth	5
Urchfont & Easterton	Urchfont	Devizes	5
Avebury, Broad Hinton & Winterbournes	West Selkley	Marlborough	0
Crudwell & Oaksey	Ashton Keynes and Minety	Malmesbury	0
Minety	Ashton Keynes and Minety	Malmesbury	0
Ashton Keynes	Ashton Keynes and Minety	Malmesbury	10
Box west	Box	Corhsam	0
Rudloe north	Box	Corhsam	20
Box Hill & Rudloe south	Box	Corhsam	5
Bremhill, Christian Malford & Langley Burrell	Bremhill	Part Calne; Part Chippenham	5
Somerfords	Brinkworth and The Somerfords	Malmesbury	5
Brinkworth	Brinkworth and The Somerfords	Malmesbury	5
Charlton & Hankerton	Brinkworth and The Somerfords	Malmesbury	5
Calne Abberd - north	Calne Abberd	Calne	20
Calne Abberd - south	Calne Abberd	Calne	20
Calne Chilvester	Calne Chilvester	Calne	15
Calne Lickhill - south	Calne Lickhill	Calne	25
Calne Lickhill - north	Calne Lickhill	Calne	40
Calne Marden	Calne Marden	Calne	5
Calne Priestley - south west	Calne Priestley	Calne	25



LSOA Name	Ward Name(s)	Community Area	Lone Parent
Calne Priestley - north east	Calne Priestley	Calne	15
Calne Quemerford	Calne Quemerford	Calne	5
Calne Without west & Heddington	Calne Without	Calne	5
Chippenham Cepen Park - central	Cepen Park	Chippenham	0
Chippenham Cepen Park - south	Cepen Park	Chippenham	10
Chippenham Cepen Park - north	Cepen Park	Chippenham	5
Chippenham Allington - north	Chippenham Allington	Chippenham	25
Chippenham Allington - south	Chippenham Allington	Chippenham	5
Chippenham Audley - north	Chippenham Audley	Chippenham	10
Chippenham Audley - south	Chippenham Audley	Chippenham	25
Chippenham Avon - east	Chippenham Avon	Chippenham	30
Chippenham Avon - west	Chippenham Avon	Chippenham	0
Chippenham Hill Rise - north west	Chippenham Hill Rise	Chippenham	35
Chippenham Hill Rise - south east	Chippenham Hill Rise	Chippenham	5
Chippenham London Road - east	Chippenham London Road	Chippenham	15
Chippenham London Road - west	Chippenham London Road	Chippenham	25
Chippenham Monkton Park	Chippenham Monkton Park	Chippenham	20
Chippenham Park - west	Chippenham Park	Chippenham	10
Chippenham Park - east	Chippenham Park	Chippenham	5
Chippenham Pewsham - south west	Chippenham Pewsham	Chippenham	5
Chippenham Pewsham - east	Chippenham Pewsham	Chippenham	15
Chippenham Pewsham - central	Chippenham Pewsham	Chippenham	0
Chippenham Pewsham - north west	Chippenham Pewsham	Chippenham	15
Chippenham Redland - north	Chippenham Redland	Chippenham	25
Chippenham Redland - south	Chippenham Redland	Chippenham	10
Chippenham Queens - west	Chippenham Westcroft/Queens	Chippenham	5
Chippenham Queens - east	Chippenham Westcroft/Queens	Chippenham	30
Colerne village	Colerne	Corhsam	0
Colerne Southwood/Northwood/Pinewood/Thickwood	Colerne	Corhsam	5
Corsham east	Corsham	Corhsam	20
Corsham central	Corsham	Corhsam	0

LSOA Name	Ward Name(s)	Community Area	Lone Parent
Corsham south	Corsham	Corhsam	25
Cricklade west & Chelworth Green	Cricklade	Wootton Bassett & Cricklade	0
Cricklade east, Latton & Marston Maisey	Cricklade	Wootton Bassett & Cricklade	5
Cricklade central	Cricklade	Wootton Bassett & Cricklade	20
Hilmarton & Compton Bassett	Hilmarton	Calne	5
Calne Without east & Cherhill	Hilmarton	Calne	5
Sutton Benger, Kington Langley & Seagry	Kington Langley	Chippenham	10
Yatton Keynell, Kington St Michael & Biddestone	Kington St. Michael	Chippenham	5
Neston, Leafield & Gastard west	Lacock with Neston and Gastard	Corhsam	20
Lacock & Gastard east	Lacock with Neston and Gastard	Corhsam	10
Lyneham north	Lyneham	Wootton Bassett & Cricklade	5
Lyneham east, Tockenham & Clyffe Pypard	Lyneham	Wootton Bassett & Cricklade	5
Bradenstoke	Lyneham	Wootton Bassett & Cricklade	0
Lyneham south	Lyneham	Wootton Bassett & Cricklade	5
Malmesbury north west	Malmesbury	Malmesbury	15
Brokenborough	Malmesbury	Malmesbury	10
Malmesbury south east	Malmesbury	Malmesbury	5
Nettleton, Grittleton & North Wraxall	Nettleton	Chippenham	0
Stanton St Quintin & Castle Combe	Nettleton	Chippenham	0
Corsham (Pickwick) north	Pickwick	Corhsam	30
Corsham (Pickwick) south	Pickwick	Corhsam	15
Purton east	Purton	Wootton Bassett & Cricklade	0
Purton central	Purton	Wootton Bassett & Cricklade	0
Purton south & Braydon	Purton	Wootton Bassett & Cricklade	20
Sherston west, Luckington & Sopworth	St. Paul Malmesbury Without and	Malmesbury	5

LSOA Name	Ward Name(s)	Community Area	Lone Parent
	Sherston		
Sherston east, Norton & Easton Grey	St. Paul Malmesbury Without and Sherston	Part Chippenham; Part Malmesbury	5
Malmesbury Without	St. Paul Malmesbury Without and Sherston	Malmesbury	5
Hullavington	St. Paul Malmesbury Without and Sherston	Part Chippenham; Part Malmesbury	10
Broad Town & Hook	The Lydiards and Broad Town	Wootton Bassett & Cricklade	0
Lydiard Millicent	The Lydiards and Broad Town	Wootton Bassett & Cricklade	0
Wootton Bassett North - central	Wootton Bassett North	Wootton Bassett & Cricklade	40
Wootton Bassett North - east	Wootton Bassett North	Wootton Bassett & Cricklade	5
Wootton Bassett North - north west	Wootton Bassett North	Wootton Bassett & Cricklade	5
Wootton Bassett South - south east	Wootton Bassett South	Wootton Bassett & Cricklade	5
Wootton Bassett South - central	Wootton Bassett South	Wootton Bassett & Cricklade	15
Wootton Bassett South - west	Wootton Bassett South	Wootton Bassett & Cricklade	5
Wootton Bassett South - east	Wootton Bassett South	Wootton Bassett & Cricklade	5
Alderbury	Alderbury and Whiteparish	Southern	0
Grimsteads	Alderbury and Whiteparish	Southern	5
Whiteparish	Alderbury and Whiteparish	Southern	0
Landfords	Alderbury and Whiteparish	Southern	5
Amesbury East - north	Amesbury East	Amesbury	10
Amesbury East - north central	Amesbury East	Amesbury	20
Amesbury East - south	Amesbury East	Amesbury	10
Amesbury East - Boscombe down	Amesbury East	Amesbury	20

LSOA Name	Ward Name(s)	Community Area	Lone Parent
Amesbury East - south central	Amesbury East	Amesbury	20
Amesbury West	Amesbury West	Amesbury	10
Salisbury Bemerton - north	Bemerton	Salisbury	15
Salisbury Bemerton - west	Bemerton	Salisbury	50
Salisbury Bemerton - east	Bemerton	Salisbury	15
Salisbury Bemerton - south	Bemerton	Salisbury	45
Salisbury Bishopdown - north	Bishopdown	Salisbury	0
Salisbury Bishopdown - central	Bishopdown	Salisbury	5
Salisbury Bishopdown - south	Bishopdown	Salisbury	5
Bulford Camp (part), Figheldean & Milston	Bulford	Amesbury	5
Bulford Camp (part)	Bulford	Amesbury	5
Bulford Village	Bulford	Amesbury	15
Chalke Valley	Chalke Valley	Wilton	5
Donheads	Donhead	Part Tisbury; Part Wilton	5
Redlynch & Woodfalls	Downton and Redlynch	Southern	0
Downton south	Downton and Redlynch	Southern	5
Morgans Vale	Downton and Redlynch	Southern	15
Downton - north & Charlton	Downton and Redlynch	Southern	5
Durrington - south	Durrington	Amesbury	25
Durrington - east	Durrington	Amesbury	10
Durrington - Larkhill Camp	Durrington	Amesbury	5
Durrington - north	Durrington	Amesbury	0
Coombe Bissett, Odstock, Britford & Netherhampton	Ebble	Part Southern; Part Wilton	5
Salisbury Bemerton Village	Fisherton and Bemerton Village	Salisbury	5
Salisbury Churchfields - west	Fisherton and Bemerton Village	Salisbury	5
Salisbury Churchfields - east	Fisherton and Bemerton Village	Salisbury	10
Dinton, Barford St Martin, Chilmark & Fonthill Bishop	Fonthill and Nadder	Part Tisbury; Part Wilton	5
Salisbury Harnham East - east	Harnham East	Salisbury	5
Salisbury Harnham East - west	Harnham East	Salisbury	0
Salisbury Harnham East - south	Harnham East	Salisbury	0
Salisbury Harnham West - south	Harnham West	Salisbury	10
Salisbury Harnham West - north	Harnham West	Salisbury	5
Knoyle & Hindon	Knoyle	Part Mere:Part Tisbury	5
Laverstock (part) & Clarendon Park	Laverstock	Southern	15
Laverstock (part)	Laverstock	Southern	0
South Newton, Great Wishford, Durnford & Woodfords	Lower Wylde and Woodford Valley	Part Amesbury; Part Wilton	5

LSOA Name	Ward Name(s)	Community Area	Lone Parent
Salisbury St Edmund - south	St Edmund and Milford	Salisbury	10
Salisbury St Edmund - east (Milford north)	St Edmund and Milford	Salisbury	10
Salisbury St Edmund - north	St Edmund and Milford	Salisbury	0
Salisbury St Mark - east	St Mark and Stratford	Salisbury	5
Salisbury Stratford	St Mark and Stratford	Salisbury	0
Salisbury St Mark - west	St Mark and Stratford	Salisbury	20
Salisbury St Mark - south	St Mark and Stratford	Salisbury	0
Salisbury St Martin - east (Milford south)	St Martin and Milford	Salisbury	5
Salisbury St Martin - west	St Martin and Milford	Salisbury	0
Salisbury St Martin - central	St Martin and Milford	Salisbury	40
Salisbury St Paul - south	St Paul	Salisbury	20
Salisbury St Paul - north	St Paul	Salisbury	5
Shrewton & Winterbourne Stoke	Till Valley and Wylde	Amesbury	0
Wylde & Langfords	Till Valley and Wylde	Amesbury	0
Tilshead & Orcheston	Till Valley and Wylde	Amesbury	5
Tisbury rural & Ansty	Tisbury and Fovant	Tisbury	5
Tisbury	Tisbury and Fovant	Tisbury	10
Fovant, Sutton Mandeville & Swallowcliffe	Tisbury and Fovant	Tisbury	0
Idmiston & Porton	Upper Bourne, Idmiston and Winterbourne	Amesbury	5
Newton Tony, Cholderton & Boscombe	Upper Bourne, Idmiston and Winterbourne	Amesbury	0
Winterbournes	Upper Bourne, Idmiston and Winterbourne	Amesbury	10
Mere (part) & Zeals (part)	Western and Mere	Mere	5
Zeals (part), Maiden Bradley, Kilmington & Stourton	Western and Mere	Part Mere; Part Warminster	10
Mere (part)	Western and Mere	Mere	15
Wilton south	Wilton	Wilton	5
Wilton north	Wilton	Wilton	5

LSOA Name	Ward Name(s)	Community Area	Lone Parent
Wilton rural & Quidhampton	Wilton	Wilton	15
Firsdown, Pitton & West Winterslow	Winterslow	Southern	5
Middle Winterslow, West dean & Farley	Winterslow	Southern	5
Atworth	Atworth and Whitley	Melksham	5
Shaw & Whitley	Atworth and Whitley	Melksham	0
Bradford on Avon North - north	Bradford-on-Avon North	BoA	5
Bradford on Avon North - central	Bradford-on-Avon North	BoA	10
Bradford on Avon North - west	Bradford-on-Avon North	BoA	5
Bradford on Avon South - east	Bradford-on-Avon South	BoA	15
Bradford on Avon South - south	Bradford-on-Avon South	BoA	10
Bradford on Avon South - central	Bradford-on-Avon South	BoA	0
Chapmanslade & Corsley	Dilton Marsh	Warminster	0
Brokerswood	Dilton Marsh	Part Trowbridge; Part Westbury	5
North Bradley - north	Dilton Marsh	Trowbridge	5
Dilton Marsh & Upton Scudamore	Dilton Marsh	Part Warminster; Part Westbury	10
Edington, Coulston & Bratton - south	Ethandune	Westbury	0
Heywood & Bratton - north	Ethandune	Westbury	10
Broughton Gifford	Holt	Part BoA; Part Melksham	5
Holt	Holt	BoA	5
Monkton Farleigh, South Wraxall & Turleigh	Manor Vale	BoA	5
Winsley & Limpley Stoke	Manor Vale	BoA	5
Westwood	Manor Vale	BoA	0
Melksham North - south west	Melksham North	Melksham	25
Melksham North - north west	Melksham North	Melksham	30
Melksham North - north east	Melksham North	Melksham	40
Melksham North - south east	Melksham North	Melksham	15
Melksham Spa - east	Melksham Spa	Melksham	20
Melksham Spa - west	Melksham Spa	Melksham	10
Melksham Spa - central	Melksham Spa	Melksham	10
Melksham Spa - south	Melksham Spa	Melksham	10
Berryfield & Bowerhill (part)	Melksham Without	Melksham	15
Beanacre & Bowerhill (part)	Melksham Without	Melksham	5
Bowerhill south	Melksham	Melksham	20

LSOA Name	Ward Name(s)	Community Area	Lone Parent
	Without		
Melksham Woodrow - south	Melksham Woodrow	Melksham	15
Melksham Woodrow - north	Melksham Woodrow	Melksham	5
Chitterne & Codfords	Mid Wylke Valley	Warminster	5
Heytesbury & Mid Wylke south	Mid Wylke Valley	Warminster	10
Semington, Hilperton village (part) & Paxcroft Mead(part)	Paxcroft	Part Melksham; Part Trowbridge	5
Staverton & Hilperton (part)	Paxcroft	Part BoA; Part Trowbridge	40
Hilperton (Marsh)	Paxcroft	Trowbridge	10
Hilperton village (part) & Paxcroft Mead (part)	Paxcroft	Trowbridge	5
Horningsham & deverills south	Shearwater	Warminster	5
Sutton Veny	Shearwater	Warminster	0
Southwick & Wingfield	Southwick and Wingfield	Part BoA; Part Trowbridge	10
Keevil & Ashtons	Summerham	Part Melksham; Part Trowbridge	15
Trowbridge Adcroft - Stallard	Trowbridge Adcroft	Trowbridge	15
Trowbridge Adcroft - Seymour	Trowbridge Adcroft	Trowbridge	35
Trowbridge Adcroft - Canal Road	Trowbridge Adcroft	Trowbridge	15
Trowbridge College - Silver Street	Trowbridge College	Trowbridge	5
Trowbridge College - central	Trowbridge College	Trowbridge	10
Trowbridge College - Clarendon (Frome Road)	Trowbridge College	Trowbridge	15
Trowbridge College - Upper Studley	Trowbridge College	Trowbridge	15
Trowbridge drynham - Wiltshire drive	Trowbridge Drynham	Trowbridge	10
Trowbridge drynham - Lower Studley	Trowbridge Drynham	Trowbridge	50
Trowbridge drynham - central	Trowbridge Drynham	Trowbridge	40
Trowbridge drynham - Croft	Trowbridge Drynham	Trowbridge	10
Trowbridge John of Gaunt - Studley Green	Trowbridge John of Gaunt	Trowbridge	70
Trowbridge John of Gaunt - Broadmead	Trowbridge John of Gaunt	Trowbridge	10

LSOA Name	Ward Name(s)	Community Area	Lone Parent
Trowbridge John of Gaunt - Wingfield Road	Trowbridge John of Gaunt	Trowbridge	15
Trowbridge Park - Victoria Road & Paxcroft Mead (part)	Trowbridge Park	Trowbridge	25
Trowbridge Park - north	Trowbridge Park	Trowbridge	10
Trowbridge Park - central	Trowbridge Park	Trowbridge	20
Trowbridge Park - Green Lane	Trowbridge Park	Trowbridge	5
Warminster East - central	Warminster East	Warminster	15
Warminster East - Boreham	Warminster East	Warminster	20
Warminster East - Woodcock	Warminster East	Warminster	5
Warminster East - Henfords Marsh (south)	Warminster East	Warminster	0
Warminster East - Imber Road	Warminster East	Warminster	0
Warminster East - Cop Heap	Warminster East	Warminster	10
Warminster West - south	Warminster West	Warminster	20
Warminster West - west	Warminster West	Warminster	5
Warminster West - Westbury Road	Warminster West	Warminster	10
Warminster West - north central	Warminster West	Warminster	10
Warminster West - south central	Warminster West	Warminster	15
Warminster West - east central	Warminster West	Warminster	10
Westbury Ham - central	Westbury Ham	Westbury	25
Westbury Ham - north	Westbury Ham	Westbury	30
Westbury Ham - Eden Vale	Westbury Ham	Westbury	40
Westbury Ham - west	Westbury Ham	Westbury	35
Westbury Laverton - central	Westbury Laverton	Westbury	30
Westbury Laverton - Leigh	Westbury Laverton	Westbury	35
Westbury Laverton - east	Westbury Laverton	Westbury	5



**Wiltshire**

**Reducing Child Poverty Strategy**

**2011 – 2014**

## Contents

Introduction.....	3
Links to other strategies.....	3
The aim .....	3
What is child poverty?.....	4
The building blocks to combat child poverty.....	5
What works?.....	6
Local Needs Assessment .....	6
Independent Review on Poverty and Life Chances.....	10
What’s happening to tackle child poverty in Wiltshire?.....	11
Key priorities for Wiltshire .....	14
Monitoring Arrangements.....	17
Equality and Diversity .....	18
Risk Assessment .....	18

### Acknowledgments

#### Strategy prepared by:

Alison Bell, Consultant in Public Health, NHS Wiltshire

Lynda Cox, Head of Performance Management, Department for Children and Education, Wiltshire Council

#### With grateful thanks to the following for their contributions:

David Bonner-Smith, Police Inspector, children and young people, Wiltshire Police

Haylea Fryer, Economic Development Manager, Wiltshire Council

Phil Morgan, Head of Research, Public health and Wellbeing, Wiltshire Council

Nicole Smith, Head of Housing Strategy and Support, Wiltshire Council

Jackie Tuckett, Partnership Manager, Jobcentre Plus

### Document History

Issue No	Date	Status	Reviewed by
Version 1.0	19/11/10	Draft	Task group 22/11/10
Version 1.1	17/12/10	Draft	Task group 17/12/10
Version 1.2	17/01/11	Draft	For consultation
Version 2.0	03/06/11	Draft	For CTB Commissioning Executive 15/06/11 and Cabinet 26/07/11

## Introduction

1. Reducing child poverty has been a government target for many years. The [Child Poverty Act](#), which commits this and future governments to eradicating child poverty by 2020, received Royal Assent in March 2010 tasked local areas to produce a child poverty needs assessment and strategy. This strategy document fulfils that requirement. However, it is acknowledged that the huge changes resulting from the national cost pressures which are impacting at the time of writing, both on public services and people's lives, are creating some uncertainty and shifting baselines. Future strategies and action plans will need to build on this document in light of these changes.
2. This strategy has been developed through consultation with the public including children and young people, public sector, private, business and voluntary sector organisations. A separate document containing a summary of responses is available.
3. A child poverty needs assessment sits alongside this strategy and a summary of its main findings is included in this strategy.

## Links to other strategies

4. Child Poverty features as a priority in key top-level Wiltshire documents. It is in the "People, Places and Promises: Wiltshire Community Plan 2011-2026" which is due for adoption in spring 2011. It is woven through the Wiltshire Children and Young People's Plan 2008 – 2011 "Working together to improve outcomes". Also, the Wiltshire Work & Skills Plan (April 2010) which has been informed by a comprehensive Worklessness Assessment, sets out how Wiltshire Council, working with partners through Wiltshire Works, can help deliver a reduction in worklessness and promote economic inclusion.
5. Central government published its national child poverty strategy in April 2011 – "A New Approach to Child Poverty: Tackling the Causes of Disadvantage and Transforming Families Lives". It covers the period 2011 – 2014. Whilst recognising the importance of income, its aims are also around "strengthening families, encouraging responsibility, promoting work, guaranteeing fairness and proving support to the most vulnerable".

## The aim

6. The goal of the Child Poverty Act is to end child poverty by 2020.
7. This strategy supports both the reduction of child poverty in Wiltshire and mitigation of the effects of child poverty. It seeks to provide a view of the causes, barriers and challenges of child poverty, set a shared vision and encourage a co-ordinated approach to address child poverty and its impact.
8. Living in poverty means more than just having a low income. Extensive research and data show that children who grow up in poverty face a greater risk of having poor health, being exposed to crime and failing to reach their full potential. This in turn can limit their potential to earn the money needed to support their own families in later life, and so a cycle of poverty is created. Therefore in order to ensure today's poor children are not tomorrow's poor adults child poverty must be tackled.
9. The Wiltshire Children and Young People's Trust partnership and the Wiltshire Public Services Board have both signed up to this strategy and will continue to drive change at a local level to improve outcomes for children and young people.

## What is child poverty?

10. Children are said to be living in relative income poverty if their household's income is less than 60 per cent of the median national income. Essentially, this looks at whether the incomes of the poorest families are keeping pace with the growth of incomes in the economy as a whole.
11. Using this measure, there are currently 2.8 million<sup>1</sup> children living in poverty in this country and 11,120<sup>1</sup>, 11% of the 0 – 19 population, in Wiltshire. Wiltshire compares favourably against the South West average of 15.8% and against the average of comparable local authority areas (12.9%).
12. The Child Poverty Act also sets targets for the government to meet by 2020 on four different measures of poverty – including relative income poverty. The Act sets four challenging UK-wide targets to be met by 2020. These targets are based on the proportion of children living in:
  - relative low income (whether the incomes of the poorest families are keeping pace with the growth of incomes in the economy as a whole) - target is less than 10%
  - combined low income and material deprivation (a wider measure of people's living standards) - target is less than 5%
  - absolute low income (whether the poorest families are seeing their income rise in real terms) - target is less than 5%
  - persistent poverty (length of time in poverty) - target is to be set in regulations by 2015.

Data for these 4 measures are currently not available at a local level.

13. The central government Child Poverty Unit has collated an extensive library of [research](#) and [data](#). Particularly relevant to Wiltshire is the research report about cost of living in rural communities. "Country Life: tougher to make ends meet"<sup>2</sup> says that people living in rural communities need to spend 10-20% more than those in urban areas to reach a minimum acceptable living standard. This is due to things such as the need to run a car, higher energy bills and the location of rural services. This is further exacerbated as pay levels for many rural workers are often lower than those working in urban areas.

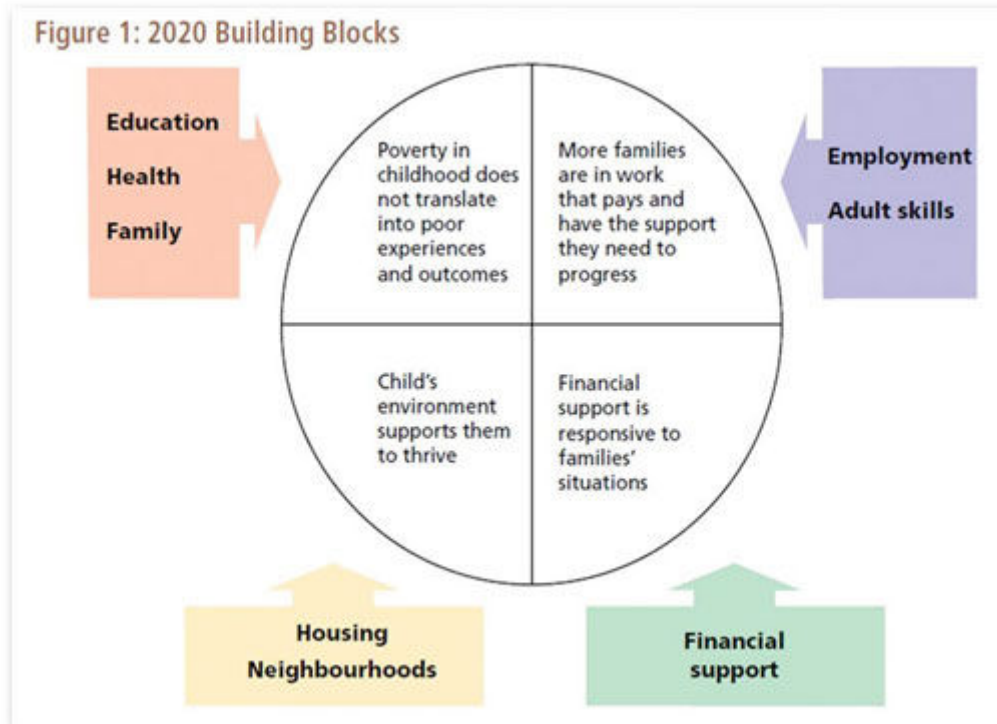
---

<sup>1</sup> These figures are as at 2008

<sup>2</sup> Country Life: tougher to make ends meet – Nov 2010 Joseph Rowntree Foundation/Commission for Rural Communities

## The building blocks to combat child poverty

14. Nationally, it has been suggested that there are 4 key building blocks which work together to prevent, reduce and mitigate the effects of poverty.



### Education, health and family

- ensuring access to quality education for all children and young people and narrowing the gap in attainment of different groups
- improving physical and mental health outcomes for all children and parents, reducing health inequalities and improving support for those with disabilities and poorer health
- reducing pressures on families and strengthening their capabilities by providing as much support as possible.

### Housing, neighbourhoods and communities

- ensuring all children grow up in decent homes that support their health and education
- taking action on neighbourhoods, play and green spaces, transport and crime to ensure all children can thrive in safe and cohesive communities, with equal access to work, cultural and leisure opportunities.

### Adult skills and employment

- building on successes in education to ensure all adults have the skills necessary to enter, stay and progress in work
- ensuring more parents can enter, stay and progress in work (including childcare), to help parents balance work and family life and ensure those in work can escape poverty.

### Financial support

- ensuring financial and material support remain an important public service; provided through a modern welfare system that recognises the additional barriers families face, while maintaining incentives to work.

## What works?

15. The Centre for Excellence and Outcomes in Children and Young People's Services<sup>3</sup> has reviewed a variety of child poverty publications, toolkits and guides to produce the key components of a child poverty strategy:

- effective multi-agency partnerships which draw on the experience, resources and expertise across the whole area
- sufficient and sustained resources
- active participation of children, young people, families and communities
- differentiated approaches to address the needs of different groups or areas in the community
- monitoring and evaluation focused on outcomes rather than outputs.

The Centre for Excellence and Outcomes also concludes priority outcomes are:

- maximising of family income – a mixed economy of provision is required, which can help the jobless into work, help those in work to progress, and financially support those unable to work
- narrowing outcome gaps for children and young people living in poverty, particularly in education and health.

## Local Needs Assessment

16. Wiltshire has an estimated total population of 456,100 persons. There are approximately 89,200 children aged 0-15 yrs. The area is predominantly rural, covering 325,500 hectares, population densities across the county do vary markedly. Wiltshire as a whole is characterised by its 'rurality' and is notable for the scale of its military presence, which is one of the largest in any county in the UK. Military personnel constitute around 3.3% of the total population, and the total number of military personnel and their dependants is estimated to be around 30,000 (6.6%). The greatest concentrations of deprivation are in the towns, with three local

---

<sup>3</sup> C4EO Research Summary 1 Child Poverty January 2010

areas in Wiltshire, two in Trowbridge and one in Salisbury, being in the most deprived 20% of such areas nationally. There is scattered deprivation across the whole rural area.

17. This strategy is supported by a comprehensive needs assessment which gives detailed evidence of both national and local child poverty gained through analysis of data and direct input from stakeholders and families. Detailed below are the high level findings.

#### **CHILDREN AT GREATEST RISK OF POVERTY<sup>4</sup>**

18. Some groups of children living in particular circumstances are known to be at a greater risk of living in poverty:
- **Lone parents** - children of lone parents are at greater risk of living in poverty than children in couple families. Before housing costs over a third, 35%, (50% after housing costs) of children living in lone parent families are poor, compared with less than a fifth, 18%, of children in couple families.
  - **Large families** - children in large families are at far greater risk of poverty than children from small families: 40%, of children in families with four or more children are poor, compared with under a fifth, 19%, of children in one-child families.
  - **Children with disabilities** - disabled children are more likely than their non-disabled peers to live in poverty as a result of lower incomes (because parents need to look after disabled children and so cannot work) and the impact of disability-related additional costs (an impact which is not captured by official figures).
  - **Children with disabled parents** - children with disabled parents face a significantly higher risk of living in poverty than those of non-disabled parents. The main reason for this is that disabled parents are much less likely to be in paid work, and also suffer the impact of additional disability-related costs which sap family budgets.
  - **Children who are carers** - for some children, it is not just a lack of income which affects their life chances, it is a chaotic family life, lack of stability, upheaval or the focus on someone else's needs. Children in care, young carers, children living with a disabled parent and children living in households with drug or alcohol misuse or domestic violence all have experiences or responsibilities that can blight their childhood and make it more difficult for them to focus on their education and achieve good outcomes.
  - **Children who have teenage parents** – national data shows that children of teenage mothers have a 63% increased risk of being born into poverty compared to babies born to mothers in their twenties.
  - **Children growing up in social housing** - children living in households living in social housing (either local authority or housing associations) face a high risk of being poor. 49% of children in local authority accommodation are poor before housing costs (rising to 58% after housing costs). Poor children in social housing are also a large proportion of all poor children.
  - **Black and minority ethnic children** - children living in households headed by someone from an ethnic minority are more likely to be living in a poor household. This is particularly the case for those households headed by someone of Pakistani or Bangladeshi origin, where well over half the children are living in poverty.
  - **Asylum seekers** - there is no robust quantitative data on asylum seekers. However the parents in this group are prohibited from working and are only entitled to safety net support at a lower level than the usual income support/ Jobseekers Allowance safety (which itself is paid below the poverty line).
  - **Traveller and gypsy children** - there is a severe lack of robust quantitative data on Gypsy and Traveller families, including poverty. However, both practice knowledge and other studies show that some have few financial resources.
  - **Children with a parent in prison** – it is recognised that these children are more likely to be living in poverty.

---

<sup>4</sup> Children at Greatest Risk of Poverty available at <http://www.childpovertytoolkit.org.uk/At-Greatest-Risk-of-Child-Poverty>

- **Children leaving care** - young people leaving care are likely to face multiple disadvantages including poverty. Those entering care are also much more likely to have experienced poverty. This is a consequence of their pre-care, in-care, leaving care and after-care 'life course' experiences.

## GEOGRAPHICAL ASSESSMENT

19. An analysis by HMRC demonstrated that in 2008 Wiltshire had 11,120 children living in poverty, which represents 11.0% of children. This compares well with other local authority areas in the South West of England, but masks the fact that of the 281 lower super output areas, 42 have over 20% and 9 have over 30% of children living in poverty.

Lower Layer Super Output Area's (LSOA)	Children in families in receipt of Child Tax Credit (<60% median income) or Income Support / Job Seekers Allowance		% of Children in "Poverty"	
	Under 16	All Children	Under 16	All Children
1. Melksham North - north east	145	160	44.3%	42.7%
2. Trowbridge John of Gaunt - Studley Green	205	230	43.1%	41.9%
3. Salisbury St Martin - central	110	125	39.2%	38.0%
4. Chippenham Hill Rise - north west	135	150	34.4%	33.6%
5. Trowbridge drynham - Lower Studley	185	200	34.3%	33.5%
6. Wootton Bassett North - central	115	135	32.9%	32.3%
7. Salisbury Bemerton - south	135	150	31.3%	31.3%
8. Salisbury Bemerton - west	145	160	31.4%	30.3%
9. Chippenham Queens - east	95	105	31.3%	30.1%
10. Trowbridge Adcroft - Seymour	115	130	31.2%	29.8%

20. These areas match the top ten areas according to Indices of Multiple Deprivation (IMD 2010) with the exception of Wootton Bassett North – Central and Chippenham Hill Rise – north west which don't appear in the IMD top ten and are replaced by Westbury Ham and Calne Abberd - south. These geographical areas of deprivation have remained fairly constant over time.

## THEMATIC ASSESSMENT

### Jobs

21. Historically worklessness has been a major cause of children living in poverty. However, the underlying causes as to why adults are out of work are complicated and issues differ for those long term unemployed versus those who have recently lost their job.
22. The number of people defined as 'long term unemployed' (i.e. over 6 months) is 1555 as of October 2010, and of these 730 had been claiming JSA for 12 months or more (i.e. the 'very long term unemployed'). Job Centre Plus data shows that 70 people have been claiming JSA for 2 years or more. To improve young people's outcomes and outlook on life, it is vital that the cycle of dependency on benefits is broken and young people aspire to a career or work life.
23. An estimated 2,900 people were let go by Wiltshire's workplaces between December 2007 and December 2009. The hardest hit workplace economies in terms of the volumes of losses are Salisbury, Chippenham and Trowbridge (each losing around 1,000 jobs, 600 jobs and 400 jobs respectively).
24. A recent national study by the Institute for Public Policy Research found that due to the recession 'in work' poverty has increased as a result of reduction in hours and wage freezes.



Nationally the proportion of poor children living in working households increased to 61% in 2008/9 from 50% in 2005/6. In numbers terms this translates to 1.7 million poor children in working households compared to 1.1 million in workless households.

**Economic situation**

- 25. Nationally unemployment has doubled which is attributed to the recession. In Wiltshire over the same time period unemployment has trebled, but remains under the national rate, this is before the impact of public sector job losses.
- 26. National data illustrates that Wiltshire is not so dependent on Public Sector jobs as others areas (Wiltshire 22.3%, Great Britain 21.8% and the South West 22.6%).

**Education**

- 27. Children who grow up in poverty are more likely to leave school without qualifications. Local authorities measure the attainment gap in a standardised way, which enable comparison with other areas.
- 28. The first measure is at Foundation Stage Profile which measures achievements of children aged five against 13 assessment scales. The gap between the average score of all children and the average score of the lowest achieving 20% of children is calculated and Wiltshire has been successful in reducing this gap (2007 – 35.5% to 2010 29.2%, which compares favourably against a national average of 32.7%).
- 29. There are also measures of attainment at Key Stage 2 and GCSE level in English and Maths for children who are eligible for free school meals (FSM) compared with children who are not eligible for FSM. This is measured as a percentage difference or “gap”. The aim is for the gap to reduce, but as the tables illustrate below this gap in Wiltshire is persisting and is higher than the gap nationally.

	2007 %	2008 %	2009 %	2010 %
<b>NI 102A Attainment Gap FSM/non FSM Key Stage 2 inc English and Maths</b>				
Wiltshire	24	31	31	27
Stats Neighbours	29	27	27	26
England	24	22	22	21
<b>NI 102B Attainment Gap FSM/non FSM GCSE inc English and Maths</b>				
Wiltshire	32	38	28	36
Stats Neighbours	32	33	32	33
England	28	28	27	28

Source: Research and Statistics SFR32/2010 SFR34/2010 and LAIT

- 30. Absenteeism rates and exclusion rates in Wiltshire are similar to national rates.

**Transport**

- 31. Getting to work, getting to school or college and getting to child care is all dependent on transport. Poor public transport can mean that low income families are forced into car ownership; reducing the money they have available to spend on other things. As yet we have no hard data to demonstrate this need in Wiltshire, but anecdotal reports support the prioritisation of this thematic area.

**Data**

32. There has been recognition during the compilation of the needs assessment that more up to date data would inform the further development of the child poverty strategy.

## **Independent Review on Poverty and Life Chances**

33. Frank Field's "The Foundation Years: preventing poor children becoming poor adults"<sup>5</sup> found that "... children's life chances are most heavily predicated on their development in the first five years of life. It is family background, parental education, good parenting and the opportunities for learning and development in those crucial years that together matter more to children than money, in determining whether their potential is realised in adult life. The things that matter most are a healthy pregnancy; good maternal mental health; secure bonding with the child; love and responsiveness of parents along with clear boundaries, as well as opportunities for a child's cognitive, language and social and emotional development. Good services matter too: health services, Children's Centres and high quality childcare." The report notes that differences in skill levels are impacted by 22 months of age. It acknowledges that later interventions can be effective but stresses that the most effective and cost effective way to help is in the earliest years of a child's life. It also stresses the importance of breaking intergenerational cycles of poverty and raising parental aspiration.

34. The two overarching recommendations of the report are:

- To prevent poor children from becoming poor adults the Review proposes establishing a set of Life Chances Indicators that measure how successful we are as a country in making more equal life's outcomes for all children. These include child, parent and environmental factors.

"Nothing can be achieved without working with parents. All our recommendations are about enabling parents to achieve the aspirations that they have for their children."

- To drive this policy the Review proposes establishing the 'Foundation Years' covering the period from the womb to five. The Foundation Years should become the first pillar of a new tripartite education system: the Foundation Years leading to school years leading to further, higher and continuing education.

35. The report suggests a number of specific recommendations including:–

- Central government should move funding to early years and expand the new Fairness Premiums to begin in pregnancy.
- Sure Start centres should re-focus on the most disadvantaged families.
- Schools should be held to account for reducing the attainment gap.
- Central government should ensure that parenting and life skills are reflected in the school curriculum.
- A new measure of severe poverty should be developed to identify the very poorest children.

---

<sup>5</sup> "The Foundation Years: preventing poor children becoming poor adults". Frank Field December 2010. The report of the Independent Review on Poverty and Life Chances.

## What's happening to tackle child poverty in Wiltshire?

36. Many things are currently happening in Wiltshire which reduce, prevent and mitigate the effects of child poverty. Services are often allocated in line with social deprivation need. The actions described below give a flavour of the support available, mainly through the public sector. It does not claim to be a comprehensive listing<sup>6</sup> and it is acknowledged that a huge amount of support is provided through the voluntary sector and within local communities.

### Education, Health and Family

- Sufficiency of **child care provision**, eg nurseries, child minders, monitored with an action plan to develop further affordable childcare in areas/communities of need.
- **Three and four year old Free Entitlement (foundation years)** - a universal offer for 15 hours per week for parents to use in a flexible way. The aim is to enable parents to access part time work while their childcare costs remain low. Take-up in Wiltshire is high with over 90% of those eligible taking up their offer. There is an element of additional funding specifically given to deprived children at our settings. This is to help compensate for the effects of poverty and ensure the child has a better start to their education. A second element gives additional money to very small childcare settings in rural areas where closure would prevent children from accessing their Entitlement.
- **Free education and childcare to 2 year olds** from the most vulnerable families. Families to be offered additional support from children centres alongside childcare and these are helping parents with parenting, family learning and to search and get ready for work.
- **Social Inclusion Funding** for parents on low income or benefits prior to the child taking up the universal 4 year old Free Entitlement to early education.
- **Taster Sessions** for parents to try out childcare before they return to work. This is now offered to all low income parents and parents of disabled children to give confidence to return to work.
- **Children's Centres** working in local areas to coordinate work that will raise aspirations of both parents and children early on, and strengthen support to families. Some of the support on offer includes:
  - **Family support and outreach workers**
  - Access to **training opportunities, including key skills**
  - **Advice around finding childcare** and understanding the free entitlement of 15 hours childcare.
  - **Simple cooking and household budgeting**
  - **Job vacancy board** updated regularly and close links with Jobcentre Plus
  - The Trussell Trust situated in the children's centre at Elim, Salisbury runs a food bank to allow **low cost food basics** that they buy in bulk.
  - **Support for teenage parents** and links with midwives
  - **Debt counselling and money management**
  - **Nursery equipment loan** or saving schemes
  - Providing **access to Credit Unions**
  - Support from **Health Visitors**.
- **Family Information Service**, aiming to streamline access to information, advice and guidance to parents. This includes outreach work to advise on choice of childcare as well as assessing for levels of working tax credits including the childcare element of this. An "estimator" is targeted towards parents where their financial circumstances have changed, in

---

<sup>6</sup> The information was correct at the time of writing the strategy but it is acknowledged that there is a turnover of schemes and support available at any one time.

particular parents with new babies as it was found that these parents are the ones most likely to need a reassessment of their entitlements to benefits.

- **Additional support programmes in schools** to improving pupil progress including one to one tuition in English and maths, Every Child programmes targeting intensive support in numeracy, reading and writing in the primary schools and special educational needs support.
- **Extended services** provision providing a range of services including breakfast clubs and, in disadvantaged areas, children can have free access to after school activities.
- **Parenting programmes**
- **Family learning events** offered across the county and accreditation of settings as Investors in Families.
- **Parent Support Advisers** linked to schools work in local areas to provide parenting programmes, 1:1 parenting support, advice about children's behaviour and attendance at school and advice about family relationships, aspirations and signposting to support for minority ethnic language support.
- **Assisted places schemes** to give access to residential activity centres in Wiltshire
- **Young Carers service** working with young people who have "significant" caring responsibilities due to parental disability, illness or issues such as substance misuse.
- A range of services for children in need through social care (e.g., **parenting support**).
- Actions to **reduce teenage conceptions**, raise aspirations and **support teenage parents** to engage in education, training and employment.
- **Family intervention projects** which give intensive support to families experiencing significant problems which sometimes include financial issues. Support includes parenting programmes, reducing antisocial behaviour, mental health support and drugs & alcohol support.
- Health services from conception to 19 years are targeted according to the principle of **progressive universalism** in line with the national **The Healthy Child Programme**
- To inform the delivery of targeted support to the most vulnerable families of 0-4 yr olds we have undertaken mapping of the Health Visitors caseloads, to **match resources with needs**. This is typical in many services.
- **"Baby Friendly"** breastfeeding Initiative in Wiltshire.
- Partners in Literacy (PiL) is to support more families to **promote literacy in the home**
- Wiltshire Sustainable Parenting programme which provides practical information on how to **reduce the consumption, waste and costs**.

#### **Employment and adults skills**

- Phase 2 of the **Action for Wiltshire** Programme to tackle the effects of the recession and impacts of the public sector cuts in the county.
- The **Wiltshire Potential Future Jobs Fund** is providing 495 long term unemployed 18-24 year olds with a break into the labour market and improving their long term employability prospects.
- A one-off programme "Wiltshire Work Grant" to provide **new job opportunities for 40 2 year+ unemployed people** is currently being developed by Jobcentre Plus and Wiltshire Council.
- The **Jobcentre Plus Adviser Flexibility** pilot is running in Wiltshire, Swindon, Dorset and Somerset for two years to offer a more flexible and individualised approach to those that are workless.
- Delivery of a project to **improve entry level 3 numeracy skills and Level 1 Literacy**.
- A **financial literacy skills** pilot project is being developed.

- **'Wheels to Work'** Project - a moped loan scheme for people aged 16+ living in Wiltshire without access to private transport and in areas of insufficient public transport to access employment & training.
- **Positive engagement activities** for young people at risk of social exclusion and programmes of support for young people **not in education, employment or training**.
- **Increasing access to higher Education** through the establishment of an HE centre at Wiltshire College and links being maximised with neighbouring universities.

### **Housing and neighbourhoods**

- Approaches to **keep people in their own homes** during the recession, through effective information, advice, support and specialist services specifically geared towards the needs of children, young people and their families.
- Effective partnership responses to the issue of affordable housing, with a particular focus on **increasing the supply of family-sized accommodation**.
- Ensure that our social housing stock meets national target of 100% of homes to meet the **Decent Homes Standard**.
- Improving homes with low **energy efficiency for households** on income based benefits
- **Accommodation projects** aimed specifically at homeless young people.
- **Housing Association projects** around worklessness aimed at residents and community engagement.
- Wiltshire Housing Partnership has agreed **local lettings plans** to help create sustainable communities.
- £6 million on **supported bus services and community transport**, which doubles the level of public transport that would otherwise be available. 50% of rural households have access to an hourly or better weekday daytime bus service, 90% to a daily or better weekday service. The spending includes £500,000 on evening and Sunday bus services (virtually none of which would be provided without Council funding).
- **Community transport** is being encouraged and the Area Boards have each been allocated £5,000 for initiatives to improve transport for young people.
- **Post-16 education transport scheme** provides a guarantee of transport, at a flat rate annual charge, to the local sixth form or FE College. Payments can be made in instalments to reduce the burden.

### **Financial support**

- Through Jobcentre Plus, regular **group information support meetings** for low-income lone parents receiving Income Support.
- **Benefit take-up** campaigns.
- **Wiltshire Advice Line**.
- The establishment of a **single credit union** for Wiltshire and a **loan fund**.
- **Family focussed Trust Funds** which give grants to children in need.
- Wiltshire Money supports a number of projects to promote **financial inclusion**.

## Key priorities for Wiltshire

37. Child poverty is a complex issue and benefits from an integrated approach. Specific groups of people will be more vulnerable and will gain from a targeted action. The following key priorities are identified, together with the activities above, to improve the delivery of services and the lives of some of the more vulnerable families in Wiltshire.

### Strategic Objective 1 – Provide support to the 0-5 year olds in disadvantaged families

38. Evidence suggests that children's lives are significantly shaped during their first 5 years of life so it is vital to support the optimum physical, psychological, emotional, social and educational development of children.

What do we need to do?

39. Further develop the role of the children's centres and other early year settings, and continue to strengthen the links between health services and children's centres. Children's Centres need a continued focus on the most vulnerable families and to provide strong outreach services. They need to provide targeted support to ensure good health, appropriate development and successful early education of young children. This will include working with the Family and Parenting Commissioning Group to develop the family support role, including supporting the benefits of paid employment.

40. Deliver the **Healthy Child Programme**, which focuses on both physical and mental health, to all children 0-19 years within available resources and specifically target families with 0-4 year olds.

### Strategic Objective 2 – Narrowing the Educational Attainment Gap

41. A child's education is key to ensuring that they have appropriate knowledge and skills for the future and that they are prepared for working life. A culture for learning is key together with early identification of vulnerable children and targeted support both within school and from other agencies.

What do we need to do?

42. Support and encourage the take-up of free childcare places for 2, 3 and 4 year olds to support early educational development and give children the best start in life.

43. Schools and settings need to continue to address the attainment gap to ensure that children and young people have the education and skills they need for life and the aspirations to succeed. Schools are already working to improve outcomes for children in receipt of free school meals and they will receive additional funding through the new pupil premium from April 2011.

**Strategic Objective 3 – An inclusive Wiltshire with an appropriate job for everyone and economic opportunity for all**

44. Worklessness is a major cause of children living in poverty. Barriers to employment for parents include:

- not being able to manage family finances
- partnership breakdown
- debt
- fear of leaving the benefit system
- English for speakers of other languages
- housing issues
- not being able to access affordable, trusted childcare
- training and employment services inaccessible for parents
- lack of skills, confidence, motivation and aspiration
- chaotic lives
- health problems which could be the result of any of the above

What do we need to do?

45. The Wiltshire Work and Skills Plan will help to tackle worklessness. It includes specific “people priorities” including young people, women, people with disabilities, low skilled, long-term unemployed, over 50’s and carers. It identifies five priority themes and a detailed action plan for addressing worklessness priorities:

- Encourage appropriate jobs growth
- Tackle cultural and attitudinal barriers to work both for employers and employees
- Improve skills, confidence and self esteem of employees
- Improve in-work sustainability eg transport links, childcare.
- Address institutional issues eg transport, technology, family friendly employers.

46. Tackle financial exclusion through a range of initiatives including education on financial capability, measures to help tackle fuel poverty, responses to rising cost of travel, advice on benefits, affordable credit, and training for front-line workers. Support individuals in crisis and maintain the CAB Wiltshire Advice Line for people needing urgent advice on finance and debt.

**Strategic Objective 4 – Consolidated, geographic approaches to child poverty**

47. Due to the dispersed nature of child poverty in Wiltshire there is a need for good quality information, advice and guidance across the whole county to support families in poverty. Arrangements will differ from community to community. In areas of high poverty a more targeted, multi-agency approach is beneficial.

48. 9 lower super output areas in Wiltshire have over 30% of children living in poverty. Given this concentration of disadvantaged households there would be merit in a geographical approach.

What do we need to do?

49. Continue to promote integrated working across services, tailored approaches and community responses to issues in specific areas. This could include support to enable parents to work and support to parents to maximise their potential income, including benefits take-up where eligible and support for housing issues. Children’s centres are a key part of this.

<b>Strategic Objective 5 - Keep child poverty in the spotlight</b>
--

50. It is important to promote and progress the aims of this strategy and maintain engagement from partner agencies, including the private and voluntary sectors.

What do we need to do?

51. Local partners to sign up to a reducing child poverty charter.

52. Improve the collection and analysis of information to better inform this strategy and its delivery plan.

53. The creation of a multi agency child poverty task group, accountable to the Children and Young People's Trust Commissioning Executive, to develop and oversee a top level action plan.

54. The Children and Young People's Trust Commissioning Executive and the Public Services Board to receive regular updates regarding progress.



## Monitoring Arrangements

55. Reducing child poverty is “everyone’s business” and therefore implementing this strategy will involve actions from a number of agencies including the voluntary and private sectors. The complexity of the cause and effects of child poverty mean that it is often difficult to directly attribute specific actions to specific impact.
56. At the time of writing this strategy, National Indicators have been abolished; central government is considering data collection and performance indicators, and the proposed public health outcomes framework has still to be published. However, assuming that data remains available, a number of key indicators could be used in a scorecard to monitor progress, examples are listed below.

---

### *Children living in poverty*

- *Proportion of children in poverty (NI 116)*
- *Foundation years attainment (NI 72 & 92)*
- *Achievement of pupils in receipt of free school meals (NI 102)*

### *Parental employment*

- *Overall employment rate (NI 151)*
- *Working age people on out of works benefits (NI 152)*
- *Working age people claiming out of work benefits in worst performing neighbourhoods (NI 153)*

### *Linked to take up of child care*

- *Take up of childcare by low income families (NI 118)*

### *Linked to housing*

- *% of Decent Council Homes (NI 158)*
- *Total number of affordable homes delivered (NI 155)*
- *Total number of families living in temporary accommodation (NI 156)*

### *Health*

*Link to Public Health outcomes framework – domain 2 tackling wider determinants of health eg:*

- *16-18 yr olds not in education, employment or training*
  - *First time entrants to the Youth Justice system*
- 

57. Monitoring of actions to achieve the progress related to the Key Priorities and scorecard indicators identified in this strategy will be monitored by the individual lead organisations. However the composite picture needs to be reviewed regularly and this will be achieved by an annual review which will be reported to the Children and Young People’s Trust partnership and the Public Services Board.

## Equality and Diversity

58. The whole aim of this strategy is to improve equalities. Any adverse or positive impacts from an equalities perspective have been incorporated within the identified issues in the strategy and delivery plan. For example, it is recognised in the section “Children at greatest risk of poverty” that some groups of people are more likely to be impacted by poverty and therefore there needs to be awareness of the potential risks.
59. The delivery plan will be a live working document and hence there will be an opportunity to review progress from an equalities perspective. This demonstrates best practice as the equalities issues are embedded and addressed within the documents. Lower level action plans will also be reflecting and addressing equalities issues.

## Risk Assessment

60. At the time of writing the UK is emerging from recession and the current government is implementing a major spending reform, reducing budgets in many public services and making many changes. It is difficult to know how these changes will impact this strategy. Unemployment of the working-age population has risen in recent years and studies<sup>7</sup> have also show that the proportion of children living in poverty in working families has also risen due to employers avoiding redundancies through reduction in hours/pay rates.
61. The new Welfare Reform programme will replace the current benefit structure with a universal credit being phased in by 2013. This is intended to make transition between different types of benefits and employment easier. The Government is also making changes to the way Housing Benefit is calculated from April 2011. These changes should have a positive affect on poverty however, there could be adverse impact to large families and it is likely to prove problematic when setting baselines and monitoring progress.
62. Locally, provision of services is being reviewed by all partner agencies in light of budget and policy changes. There is a risk that some of the activities outlined in this strategy will reduce and/or be delivered differently in future. The needs assessment, strategy and delivery plan will need to monitor this change, its impact and any unforeseen consequences that may arise as a result of any changes.
63. As specific risks arise, they will be considered and escalated through the Child Poverty Task Group, Children and Young People’s Trust Board and Public Services Board as appropriate.

END

---

<sup>7</sup>In-work poverty in the recession, Institute for Public Policy Research September 2010

## Wiltshire

## Reducing and mitigating the effects of Child Poverty

## High level delivery plan 2011 - 2014

Objective	Activity	Indicators	Responsible/ Existing Action plan	Timeline
<b>1. Provide support to 0-5 years olds in the most disadvantaged families</b>	1.1 Deliver the Healthy Child Programme to all children aged 0-4 years according to need	1.1 Child development at 2 - 2.5 years - measure to be developed nationally in year	NHS Wiltshire Alison Bell	Launch June 2011
	1.2. Further develop the role of Children's Centres and other early years settings to support 0-5 year olds	1.2 Children's centres performance management against delivery of Core Offer.  Other outcome measures yet to be defined by DFE	Wiltshire Council DCE Commissioning & Performance  Gill Hanlan  Schools and Learning Branch Plan	Ongoing
	1.3. Strengthen the links between health services and children's centres, to ensure a focus on the most vulnerable families and a strong outreach service	1.3 CAF monitoring / Number of families identified as partnership plus by Health Visitors quarterly	Wiltshire Council Annie Hunter NHS Wiltshire Alison Bell	Ongoing
<b>2. Narrowing the educational attainment gap</b>	2.1 Support and encourage the take up of free childcare places in early years settings for 2,3,& 4 yr olds	2.1 Number and Percentage of children aged 2 years old who are eligible for free child care vouchers who take up this offer	Wiltshire Council Stephanie Denovan  Schools and Learning Branch Plan	Ongoing
	2.2 Schools and other educational settings continue to address the attainment gap across all ages to ensure that children and young people have the education and skills they need for life	2.2 Schools take up of training of specialist teachers for 'every child programme'  Numbers of children receiving 'every child programme' interventions.	Wiltshire Council Stephanie Denovan  Early years settings and schools	Ongoing

Objective	Activity	Indicators	Responsible/ Existing Action plan	Timeline
		Key Stage 2 and 4 Free School Meals attainment Gap indicators	Schools and Learning Branch Plan	
	2.3 Parental engagement with their children's educational progress: <ul style="list-style-type: none"> <li>Reinforce parental involvement through Gateway panels (CAF)</li> <li>Promote good practice examples</li> </ul>		Wiltshire Council  Early years settings and Schools	Ongoing
	2.4 Use innovative activities to shift young people's aspirations, through the use of bursaries, work experience, school visits from ex students who have gone on to higher education / apprenticeships etc...  For 18-24yr olds this will be picked up through activity in 3.1 below.		Wiltshire Council  13/19 commissioning strategy and implementation plans	Ongoing
	2.5 Understand the reasons behind school absenteeism and indentify vulnerable children through this mechanism of engagement	2.5 Number of young people by secondary school with CAF generated as a result of frequent absenteeism  Persistent absence rate in secondary schools	Wiltshire Council Stephanie Denovan  Schools  Schools and Learning Branch Plan	Ongoing
<b>3. An inclusive Wiltshire with an appropriate job for everyone and economic opportunity for all</b>	3.1 Implement Wiltshire Work and Skills Plan	3.1 Number of families with parent(s) reported as long term unemployed – to be developed	Wiltshire Council Haylea Fryer  Wiltshire Work & Skills Plan	Ongoing
	3.2 Tackle financial exclusion - including education on financial management and budget prioritisation, debt care pathway for each community area, advice on benefits, affordable credit and training for front line workers	3.2 to be developed	Wiltshire Money Children's centres	Ongoing
	3.3 Develop the sustainability of Wiltshire Advice Line for people needing urgent advice on finance on debt	Advice Line continues to be in place Improve call handling May 2011 – 1100 calls per month, 57% answered and 85% dealt with at first point of contact.		To be reviewed Autumn 2011

Objective	Activity	Indicators	Responsible/ Existing Action plan	Timeline
<b>4.Consolidated, geographic approaches to child poverty</b>	4.1 Explore use of data sharing agreement to ensure better data to enable targeting of geographical approaches	4.1 Improved information sharing	Revs and bens / DWP	Autumn 2011
	4.2 Ensure that Multiagency forums are briefed regarding the child poverty issues in their areas to enable them to raise awareness	4.2 Briefing distributed	Wiltshire Council Locality Commissioner	Autumn 2011
	4.3 Continue to promote integrated working across services in specific areas	Check completed for an area to use to inform good practice and for use as self assessment tool for other areas	Wiltshire Council Locality Commissioner	Sept – Dec 2011
	4.4 Explore possibility of using modified health trainers / family mentors / peer support pre school to improve healthy lifestyles in targeted areas		NHS Wiltshire Alison Bell	By April 2012
<b>5. Keep child poverty in the spotlight</b>	5.1 Local partners, including the private sector, to sign up to a charter to reduce child poverty	Signed Charter in place	Wiltshire Council Lynda Cox	By Dec 2011
	5.2 Improve the collection and analysis of information to better inform this strategy and its delivery plan		NHS Wiltshire Alison Bell  Wiltshire Council Lynda Cox	Ongoing
	5.3 Create a multiagency child poverty task group, accountable to the CYP commissioning executive	Group in place meeting twice yearly to monitor progress/adjust this delivery plan	Children & Young People's Trust Commissioning Executive	Sept 2011
	5.4 Explore the possibility of creating a family friendly employer award		Haylea Fryer Wiltshire Council	By April 2012

This page is intentionally left blank

**Wiltshire Council**

**Children's Services Select Committee**  
**22<sup>nd</sup> July 2011**

---

## **Rapid Scrutiny Exercise Final Report:**

### **Response to the 13-19 Commissioning Strategy Consultation**

#### **Purpose and Background**

1. On 9<sup>th</sup> June 2011, the Children's Services Select Committee established a rapid scrutiny exercise to respond to the 13-19 Commissioning Strategy consultation document, with the results of the exercise to be presented to the Committee at its next meeting. It was also agreed that, at its July meeting, the Committee would agree arrangements for future scrutiny of the 13-19 Commissioning Strategy consultation results and subsequent proposals to Cabinet on 13<sup>th</sup> September.

2. The Rapid Scrutiny Exercise was held on 6<sup>th</sup> July 2011 with the following attendees:

Cllr Jon Hubbard	Councillor (Chairman)
Cllr Russell Hawker	Councillor
Cllr Helen Osborn	Councillor

Cllr Lionel Grundy OBE	Cabinet Member for Children's Services
Cllr Richard Clewer	Portfolio Holder for Youth Skills

Julie Cramp	Joint Director, Commissioning & Performance
Jane Shuttleworth	Interim Head of Commissioning
Kevin Sweeney	Area Manager (N&E), Integrated Youth Services
Henry Powell	Senior Scrutiny Officer

3. As well as receiving verbal evidence, the Rapid Scrutiny Group considered the following documents:

- Commissioning Strategy for Young People aged 13 to 19 – April 2012 to 2015 (draft for consultation – May 2011)
- A report on the Process for Developing and Consulting on the 13-19 Commissioning Strategy
- An indication of the potential impact of the four suggestions based on the consultation responses already received

## Summary of Discussion and Conclusions

### Consultation process

4. The Chairman reminded all present that the Group's remit was to agree a response to the 13-19 Commissioning Strategy consultation, and not to scrutinise the consultation *process*. Members agreed, however, that there were a number of concerns regarding the consultation process and that a separate exercise should be undertaken for looking at this (see **Recommendation 2**). The concerns included:
  - That the consultation document and some consultation events may have given the impression certain campus projects were more likely to go ahead than was actually the case, which may have skewed responses to the consultation questions.
  - The current consultation is valuable in that it is broad, it engages the public at an early stage and encourages innovative ideas. However, it contains little indication of what the future of the youth services might be, particularly as the eventual service configuration is likely to be a hybrid of the four suggestions contained within the consultation document. Scrutiny members felt there was a need for a second consultation stage where people had the opportunity to give their views on specific proposals, and this had not been allowed within the proposed timescale (see **Recommendation 4**).
  - One member commented that the consultation seem biased towards questions about the merits of potential new buildings. The consultation included no question asking if and how existing buildings could be improved or used more efficiently.

### Summary of discussions from the rapid scrutiny meeting

5. The Cabinet Member reported that any savings found in other areas of 13-19 services could conceivably be used to reduce the proposed £600k cut to the Youth Services 2012/13 budget. However, many of these areas have already seen significant reductions, so the potential for further savings was limited.
6. The Cabinet Member stated that this was not a 'cuts-led' process as there had been a need and intention to build a sustainable youth service prior to the need for significant budget cuts.
7. In Wiltshire, services within the 13-19 Strategy were being looked at in the round, unlike many other local authorities who were simply slicing funding from youth services.



8. The Portfolio Holder for Youth Skills reported that 38 young people, including representatives from each CAYPIG (Children and Young People's Involvement Group) had been involved in designing the consultation process.
9. It was confirmed that Wiltshire's Children & Young People's Needs Assessment was currently being updated, but it was unlikely that the new version would contain any significant surprises.
10. Members discussed the framework for categorising services ranging from universal services that are available to all, to Tier 3 and 4 services dealing with the most serious issues. Universal services might be more accurately described as 'open access' services because not all young people would want or need to access them. 35% of young people in Wiltshire have contact at some point with youth services, compared with the national average of 25%.
11. Following a member query, the Cabinet Member and Portfolio Holder did not agree that young people's services were taking a disproportionate hit in terms of cuts to departmental funding. The huge investment being seen in certain services for older people was an essential step that will make savings in the future. The size of this investment reflected Wiltshire's rapidly increasing older population, which is in contrast to its relatively stable population of young people. Also, the Commissioning Strategy aims to save 19% from the Youth Development Service budget whilst the overall reduction to the Council's budget is 28%.
12. Following a member query, it was confirmed that some officers had expressed initial interest in taking over the youth development service as a service mutual. However, there had been little enthusiasm from other staff and the idea had not proceeded.
13. The relative importance placed by young people on buildings versus youth workers was discussed. The Group was informed that Wiltshire has a 'mixed economy' of both building- and street-based youth activities, but is relatively building-heavy compared with other authorities.
14. It was confirmed that the staffing funding formula brought to the Children's Services Select Committee in 2010 would continue to be used.
15. Members suggested that the provision of some qualifications within the QCA framework can offer funding and this might be an opportunity for income generation for youth centres. Officers advised that although this was an interesting idea, youth centres were very limited in what qualifications they could due to the necessary resources. Also, the government was looking for larger contracts for providing these qualifications than youth centres could provide. More likely sources of income were the subsidies paid by young people to access youth

services and involving young people in more fund-raising activities (e.g. washing cars) in order to help pay for the services they use.

### **Proposed responses to the consultation questions**

16. The Group recommends that the Committee submits the following response to the 13-19 Commissioning Strategy consultation (**Recommendation 1**);

**Q1. Do you have any comments on the purpose of the 13 to 19 commissioning strategy outlined in section 2.1 including the specific age range covered by the strategy?**

No.

**Q2. Do you have any comments on or additions to the scope of the 13-19 commissioning strategy outlined in section 2.2?**

No.

**Q3. Are there any other strategies or plans which cover the 13-19 age range to add to the list in section 2.3?**

No, not to our knowledge.

**Q4. What is your vision for Wiltshire's 13 to 19 year olds?**

No issues with the vision stated (*this was not within the remit of the Group*).

**Q5. What values do you think should underpin the 13-19 commissioning strategy and services for 13 to 19 year olds?**

**Q6. From your knowledge and experience what are the top 5 types of need which the 13 to 19 commissioning strategy must address?**

During the rapid scrutiny meeting, the Portfolio Holder advised that he could not confirm whether provision of youth services would continue to be weighted towards areas of greater deprivation, because the results of the consultation would decide the eventual service configuration, and this was still ongoing. However, the Cabinet Member added that the Business Plan 2011-15 had made clear that protecting vulnerable people was the Council's highest property.

The Group feels that deprivation should continue to be an important indices when allocating resources for youth service provision.

**Q7. Do you have any comments, amendments or additions to the suggested outcome indicators noted in section 4.6?**

No.

**Q8. Do you have any comments or anything to add to the analysis of the current position outlined in section 6.1 and 6.2?**

No. (*The Group did not feel it was in a position to undertake any analysis of the current position*).

**Q9. Do the commissioning priorities outlined in section 7 below take into account the analysis outlined in section 6? If not, please suggest amendments or additions to the commissioning priorities noted in section 7.**

Nothing to add.

**Q10. Should there be space for young people in each campus and if so what size and type of space is required by young people?**

The Group has concerns regarding the relevance of the campus programme to this consultation, given the disparity between the required timescales for making savings and the projected timescales for the campus projects (as well as uncertainty around some of the campus projects).

**Q11. Bearing in mind the direction of government thinking how can we best meet the information and advice guidance of vulnerable young people? How can we most effectively prevent young people from becoming NEET ie. not in education, employment or training?**

This was not discussed.

**Q12. Do you agree with the commissioning priorities identified in section 7.2? Do you have any comments, amendments or additions? Can you select your top 3 commissioning priorities?**

This was not discussed.

**Q13. Do you agree with the youth work principles outlined in section 7.3.2? Do you have any comments, amendments or additions?**

This was not discussed.

**Q14. Which, if any, of the service suggestions do you prefer? Could you give your reasons why? Do you have any alternative services or savings ideas?**

### Suggestion 1 – Testing the Market for Youth Work Services

- a) The Group are concerned regarding whether the tendering of a £2.5M contract can be achieved in the timescale proposed (i.e. from Cabinet decision on 13<sup>th</sup> September to implementation in April 2012). Officers provided assurances that this was not the case and that the proposed timescales are achievable though challenging. However, the advice given in a recent procurement member training event suggested that the timescale described would not be compliant with EU procurement rules for this size of contract.

The Group remain concerned that the proposed timescale for transferring youth services to the market place is unachievable. Any gap in provision during a transition period could lead to a perception that the cuts have been more severe than is actually the case.

- b) The Group agreed that town and parish councils could potentially bid to take over elements of local youth services. However, this could result in there being inconsistent provision across urban and rural parts of the county, as well as young people seeking to access services in neighbouring town or parish council areas.

### Suggestion 2 – Developing Local Partnerships with the Voluntary Sector or Secondary Schools or Colleges

- c) The Group are concerned that transferring youth service provision to the voluntary sector could lead to a reduction in the quality of youth worker leadership.
- d) During the meeting, it was confirmed that that many young people responding to the consultation had indicated they would not want youth services based within schools. The Group has considerable concerns, therefore, that such a move would reduce take-up of youth services.
- e) If the use of existing Council Youth Development Centres is to be reduced, the Group are concerned at the lack of suitable alternative premises and at the reduction to the number of 'safe zones' for Wiltshire's young people to go to.

### Suggestion 3 – Local Management and Closer Alignment with Campus Developments

- f) This contains a suggestion that the management of youth work provision could transfer from DCE to another part of the Council, and officers have confirmed that this would most likely be to the Community Governance team. The Group are concerned that Community Area Managers have not been recruited on the strength of their staff management skills and they might therefore be unsuited to taking on this responsibility.

- g) The Group discussed the possibility of youth services being funded centrally but managed locally. The Group have concerns that local management of youth services could reduce the ability to use staff flexibly (i.e. youth workers working flexibly across different areas to maximise provision). It could be a general impediment to taking a strategic approach to youth services, making it difficult to provide a consistent countywide service.
- h) Due to the differing timescales of the various campus projects, careful thought needs to be given to how and when the necessary savings could be made (if this suggestion is taken forward). Campus projects cannot form a part of the proposals to save £600k in 2011/12, when the first projects come online in 2013 and the last ones not until around 2020.

#### Suggestion 4 – Changing Local Youth Work Offer through Reduced Reliance on Existing Buildings

- i) The Group suggests that work is done to maximise, rather than reduce, the use of existing Youth and Community Centres. The ‘community’ element of these buildings’ function may have reduced over the years and could be looked at again, potentially through phased handovers to the community.
- j) The Group are concerned that reducing the use of buildings will make providing a year-round youth service difficult. Reducing the use of buildings to only those in major population centres will necessitate providing a large amount of transportation, which would carry a significant cost.
- k) The Group notes that some young people are territorial and may not be prepared to travel to another locality to access their youth services.
- l) The Group wishes to note that, in its view, Wiltshire’s youth workers have been thoroughly professional and nondirective while conducting this consultation.

#### Concluding remarks

- 17. As stated in paragraph 4, the Group welcomes the consultation to date and the opportunity to provide feedback at an early stage of the process. However, it has concerns at the very short timescale allowed before the closure of the consultation and the adoption of specific changes to service provision that won’t have enjoyed any public consultation. It therefore recommends that thought is given to extending the timescale for implementing these changes to allow for a second stage of consultation and for ensuring all internal and potential external processes are in place before any changes are made (**Recommendation 4**).
- 18. The Group agreed that the wellbeing and safety of young people in our communities is paramount to any decisions made in this process should be.

## **Recommendations**

**That the Children's Services Select Committee:**

- 1. Submits the above response to the 13-19 Commissioning Strategy consultation;**
- 2. Undertakes scrutiny of the consultation process followed for the 13-19 Commissioning Strategy, paying mind to the concerns detailed in paragraph 4 of this report;**
- 3. Undertakes scrutiny of the consultation results and subsequent proposals for the 13-19 Commissioning Strategy, prior to their consideration by Cabinet`;**
- 4. Makes the following recommendation to Cabinet:**

**“In light of the issues that could be experienced in bringing about substantial change to services in such a short period of time, thought should be given to extending the timescale for implementing these changes to allow for secondary consultation and for ensuring all internal and potential external processes are in place before any changes are made.**

**Thought should also be given to whether the £600k expected to be cut from the 2011/12 youth development service budget could be funded from the £733k outturn underspend that was ringfenced into earmarked reserves at the end of the 2010/11 financial year.”**

---

**Cllr Jon Hubbard – Chairman of the Rapid Scrutiny Group**

**Paul Kelly – Designated Scrutiny Officer**

Report author: Henry Powell – Senior Scrutiny Officer

01225 718052      [henry.powell@wiltshire.gov.uk](mailto:henry.powell@wiltshire.gov.uk)

## **Appendices**

Appendix A – Commissioning Strategy for Young People aged 13 to 19 – April 2012 to 2015 (draft for consultation – May 2011)

## **Background documents**

- A report on the Process for Developing and Consulting on the 13-19 Commissioning Strategy
- An indication of the potential impact of the four suggestions based on the consultation responses already received

This page is intentionally left blank





**WILTSHIRE CHILDREN AND YOUNG  
PEOPLE'S TRUST**

**COMMISSIONING STRATEGY  
FOR YOUNG PEOPLE AGED 13 TO 19  
April 2012 to 2015**

**DRAFT FOR CONSULTATION  
May 2011**

## **CONTENTS**

- 1. SUMMARY**
- 2. INTRODUCTION**
- 3. CONTEXT**
- 4. NEEDS ASSESSMENT**
- 5. SERVICE REVIEW**
- 6. ANALYSIS OF THE CURRENT POSITION**
- 7. COMMISSIONING PRIORITIES**
- 8. PROCUREMENT PLANS**

Appendix 1 Summary of key consultation questions

## 1. SUMMARY

This is the draft of Wiltshire Children's Trust's commissioning strategy for the 13 to 19 age range. The strategy has been produced in line with the Wiltshire Children's Trust Commissioning framework. The strategy has sections on:

- An introduction including the purpose and scope.
- The national and local context for work with 13 to 19 year olds.
- Local needs and services.
- An analysis of the current position from the points of view of young people and staff and managers who work with the 13 to 19 age range.
- The commissioning priorities including some suggestions for the future delivery of youth work services in Wiltshire. These suggestions were developed with a range of stakeholders and wider views are now being sought.

The 13 to 19 commissioning strategy will set out a coherent vision and offer to 13 to 19 year olds who live in Wiltshire. It will reflect the priorities outlined in a range of strategies and plans which have been developed to respond to needs and improve outcomes for the 13 to 19 age range. It has been designed to ensure Wiltshire's young people receive a sustainable service which meets their needs.

Through the 13 to 19 commissioning strategy the Children's Trust will add value by ensuring everyone is working together focusing on the most important priorities and avoiding any overlap and duplication. During consultation on the draft we will be seeking to finalise the key commissioning priorities for the 13-19 age range.

The draft strategy also includes suggestions for a local youth work offer and for making savings from youth work budgets outlined in Wiltshire Council's financial plan for the period 2011 to 2015. These suggestions have been developed by a multi-agency Youth Strategy Group. The Youth Strategy Group has a broad scope and has been looking at all youth work services in Wiltshire including those provided by the Council and those provided by other agencies and groups. During the consultation we will be exploring options for building on the existing strengths of youth work in Wiltshire and for developing a service delivery model which reflects both what young people want and what is sustainable in the long term. It is important to stress that the Youth Strategy Group does not have a favoured proposal. Some of the suggestions could be combined and through discussions during the consultation period new ideas are likely to emerge. The Youth Strategy Group is keen to build consensus on the way forward.

Young people and representatives from a range of agencies and partners working with 13 to 19 year olds have been involved right from the start and their views have informed this draft including the commissioning priorities and youth work suggestions.

Consultation on the commissioning strategy will take place for 12 weeks from 13<sup>th</sup> May to 5<sup>th</sup> August 2011. There will be a variety of consultation events including the following:

- Focus groups of young people in each community area.
- Youth development service staff at a staff conference for full-time staff on 25<sup>th</sup> May and with part-time assistant youth workers on 18<sup>th</sup> June.
- Connexions staff at an event on 8<sup>th</sup> June.
- Wiltshire Youth Services Council (a forum for voluntary sector agencies) on 26<sup>th</sup> May.
- Agencies and services who work with the 13-19 age range on 12<sup>th</sup> July. .

In addition we will be ensuring the draft 13-19 commissioning strategy is an agenda item at relevant regular meetings including Area Boards.

The final strategy will be presented to Wiltshire Council's Cabinet in September 2011 along with a report making specific proposals on future plans for youth work.

The draft includes key consultation questions which are summarised in Appendix 1. Please send any response to this consultation to [Pathways@wiltshire.gov.uk](mailto:Pathways@wiltshire.gov.uk).

For more information please contact Jane Shuttleworth, Interim Commissioning Project Manager by email [jane.shuttleworth@wiltshire.gov.uk](mailto:jane.shuttleworth@wiltshire.gov.uk) or by phone on 07764 583178

## 2. INTRODUCTION

### 2.1 Purpose of the commissioning strategy

The purpose of the commissioning strategy is to achieve better outcomes for young people aged 13-19 by:

- Ensuring a good range of high quality services for all young people.
- Providing an early integrated response when young people are vulnerable or at risk, as soon as problems or issues arise.
- Ensuring cost effective services by improved co-ordination and reducing any overlaps and duplication.

Information on the specific outcomes we are seeking to improve is included in section 4.6.

**Consultation question 1**     *Do you have any comments on the purpose of the 13 to 19 commissioning strategy outlined in section 2.1 including the specific age range covered by the strategy?*

### 2.2 Scope of the 13-19 commissioning strategy

The commissioning strategy covers the following:

- Alcohol and substance misuse
- Education, training and employment
- Emotional well being and mental health
- Health issues including sexual health
- Housing
- Leisure and involvement in positive activities
- Promoting participation in decision making
- Safeguarding including self harm and risky behaviour
- Teenage pregnancy
- Transport
- Youth crime including crime prevention

**Consultation question 2**     *Do you have any comments on or additions to the scope of the 13-19 commissioning strategy outlined in section 2.2?*

### 2.3 Links with existing strategies

The 13 to 19 commissioning strategy will focus on improving outcomes for young people. It is important to stress that the commissioning strategy will make links with existing strategies and plans. It will not start from scratch but will bring together work taking place and by doing this ensure that there is no overlap, duplication or gaps. Some strategies extend beyond the age of 19 to cover young people up to the age of 25, in particular young people with learning difficulties and disabilities.

Existing strategies and plans developed in Wiltshire covering the 13 to 19 age range are:

- The Wiltshire Children and Young People's Plan (currently being updated). This is the overarching plan for children and young people in Wiltshire.

**Education, training and employment strategies and plans**

- The Wiltshire Strategy for 13-19 Education and Training
- Strategic Priorities Statement 2011/2012 which sets out the priorities for 16-19 learning (and up to 25 for learners with learning difficulties and disabilities.)
- Raising of the Participation Age plan (currently in draft)
- Education Transport Policy
- Wiltshire Work and Skills Plan (being updated)
- Employment and Skills Strategy for Wiltshire (being developed)

**Plans for specific services and groups of children and young people**

- Youth Work Development – Service for Young People 2010/12 Service Plan
- Young people's substance misuse treatment plan
- Teenage Pregnancy Strategy
- Wiltshire Youth Offending Service – Youth Justice Plan 2010/2012
- Looked After Children Commissioning Strategy which includes accommodation strategy for vulnerable 16-24 year olds (Placement Commissioning Strategy being updated and remit widened).
- Reducing child poverty strategy
- Hidden Harm strategy
- Police strategy on working with young people

**Other plans and strategies for children and young people of all ages**

- Family and Parenting Support Commissioning Strategy
- Emotional well being and mental health commissioning strategy (being updated)
- Plans for delivering the Healthy Child Programme and the School Nursing Core Programme.

**Plans and strategies for all ages which impact on the 13 to 19 age range**

- Wiltshire Local Transport Plan 2011-2026 and the Public Transport Strategy
- Wiltshire Housing Strategy (being updated)
- Homes 4 Wiltshire Policy
- Domestic Violence strategy
- Wiltshire Volunteering Strategy and Action Plan (currently in draft)

The list of strategies above demonstrates the importance of having an overarching strategy. Through the 13 to 19 commissioning strategy the Children's Trust will add value by ensuring:

- A coherent offer to young people.
- No overlap and duplication.
- Everyone is focusing on the most important priorities.
- The best use of the resources available.

**Consultation question 3** *Are there any other strategies or plans which cover the 13-19 age range to add to the list in section 2.3?*

## **2.4 Developing the 13 to 19 Commissioning Strategy**

This strategy is being developed by Wiltshire Children's Trust. Agreement to develop a 13 to 19 commissioning strategy was made at the Children's Trust Executive in July 2010 and endorsed by the 13-19 strategy group in November 2010.

In December 2010 a Youth Strategy Group was established with a specific brief to focus on making plans for the future of youth services. It was agreed that the work on youth services would be undertaken as part of the 13-19 commissioning strategy.

Three consultation events have already taken place: Feedback from these events has informed the content of this draft. The events were as follows:

- On 2<sup>nd</sup> February 33 staff from a wide range of agencies and services working with 13 to 19 year olds considered the scope of the 13 to 19 commissioning strategy, analysed the current position and considered the design of future services.
- On 24<sup>th</sup> February 38 young people gave their view on their local area, the type and quality of services available and took part in an exercise on planning youth services.
- On 2<sup>nd</sup> March 29 staff from the Youth Development Service staff analysed current youth services provision and considered future plans.

The 10<sup>th</sup> March meeting of the Wiltshire Youth Services Council also focused on the 13-19 commissioning strategy providing feedback on what is working well and what needs changing.

### **3. CONTEXT**

#### **3.1 National Context**

There are currently major central government policy changes. These include:

##### **Big Society**

- The development of the Big Society agenda which involves:
  - Giving local councils and neighbourhoods more power to take decisions and shape their area.
  - Opening up public services to enable charities, voluntary sector agencies, private companies and employee-owned co-operatives to compete to offer people high quality services.
- Big Society also includes the creation of a National Citizen Service (NCS) which aims to encourage young people to become more engaged with their communities. NCS is a voluntary eight-week summer programme for 16-year-olds.

##### **Education and training**

- The Education Bill which includes a focus on:
  - Enhancing the strategic role of Councils as champions of children and parents and educational excellence.
  - Challenging every school to do their best for their population.
  - More academies and free schools.
  - Acting early when there are concerns.
  - Brokerage of school-to-school support and trading improvement services.
  - Support for vulnerable children and young people.
- The Wolf Report which reviews vocational education.
- Raising the participation age to 18 by 2015.
- Changes to Education Maintenance Allowance.

##### **Information advice and guidance**

- A new National Careers service is being established from September 2011 with full implementation from April 2012.
- Current Government thinking suggests that schools will become responsible for meeting the career advice and guidance needs of their students including a duty to provide access to impartial sources of information and advice. Initially this will apply to year 9-11 students.
- The requirement of the 2008 Act that local authorities “make available to young people and relevant adults services to encourage, enable or assist their effective participation in education and training” should be applied on a targeted rather than universal basis. This will include:
  - Targeted support for young people (including adults up to 25) with learning difficulties.



- Support for vulnerable young people to ensure participation and progression in order to avoid them becoming NEET ie. not in education, employment or training.
- There will no longer be a requirement for local authorities to provide universal information advice and guidance/career advice services to young people.

### **Youth Services**

- The development of a national Youth Policy

### **Health developments**

- Changes to the National Health Service being made through the Health and Social Care Bill.
- Implementation of the Healthy Child Programme.
- Making health services young people friendly through the You're Welcome quality standard.
- National strategy on Young People's Sexual Health.

### **Support and Aspiration - a Green Paper consultation on a new approach to special educational needs and disability**

## **3.2 The Local Context**

### **3.2.1 Localism in Wiltshire**

The Council is planning to deliver some local services in each community area through a campus model.

A campus is a building or collection of buildings, in a community area that brings together services each individual community needs in easy to access locations. This will include services provided by the Council and could also include services from other public sector providers and voluntary sector agencies.

Initial campus developments are taking place in 5 areas – Corsham, Melksham, Pewsey, Tisbury and Wootton Bassett. To date all discussions have included leisure and youth services.

### **3.2.2 Local Financial Position for Children and Young People's Services**

Within the Department for Children and Education savings have been identified for the period covered by the business and financial plan. This includes savings on:

- Management costs
- Procurement
- Improving value for money
- Service transformation.

The total savings to be made in 2011/12 from the Department for Children and Education budget is £6.89 million. The Council's Financial Plan for 2012-15 outlines an additional £1.740 million savings to be made from the Children and education budget. This includes £600,000 from Transformation of Youth Work Services and £417,000 from Information Advice and Guidance

The 13 to 19 commissioning strategy is seeking to ensure that we focus on the right priorities and find opportunities to improve the service. The strategy is also seeking to find innovative ways of eliminating waste and making sure services are fit-for-purpose now and in the future.

### 3.2.3 Vision for 13 to 19 year olds

The **Children and Young People's Plan 2008-11** sets out the vision for children and young people in Wiltshire as follows:

*"To improve outcomes for children and young people in Wiltshire and to promote and support resilient individuals, families and communities."*

A new Children and Young People's Plan (CYPP) is being developed by Wiltshire Children's Trust Executive. This will be published by the end of 2011.

There is not a specific vision for the 13 to 19 age range although some services have specific aims or mission statements.

During the consultation on this draft strategy views will be sought from young people and agencies who work with 13 to 19 year olds on the vision for Wiltshire's 13 to 19 year olds. Some characteristics of an effective vision are set out below. These have been informed by ideas on vision outlined by John P Kotter in his book *Leading Change*.

An effective vision is:

- Easy to imagine – conveys a picture of what the future will look like
- Desirable – is appealing
- Feasible – is realistic
- Focused – is clear enough to assist with guiding decision making
- Flexible – can respond to changing context
- Easy to communicate – can be explained in under 5 minutes

**Consultation question 4** What is your vision for Wiltshire's 13 to 19 year olds?

### 3.2.4 Values

Consultation will also take place on the values which will underpin the 13-19 commissioning strategy and services for 13 to 19 year olds. These values include but are not limited to the following:

- Ensuring the participation and involvement of young people.
- Promoting resilient communities, families and individuals.
- Prioritising effective prevention and early intervention.
- Raising achievement and well-being, particularly for those vulnerable to poorer outcomes.
- Ensuring services make a difference and narrow the gap in outcomes.
- Understanding everyone's needs taking account of equalities and diversity issues.
- Providing flexible services which are available at times which suit young people.
- Services to work in partnership.

<p><b>Consultation question 5</b>      <i>What values do you think should underpin the 13-19 commissioning strategy and services for 13 to 19 year olds?</i></p>
--

## **4. NEEDS ASSESSMENT**

### **4.1 The Joint Strategic Needs Analysis**

The Wiltshire Joint Strategic Needs Assessment (JSNA) provides information on the current and future health and wellbeing needs of people in Wiltshire. The current JSNA can be found at the following address - <http://wiltshirejsna.org/>

A specific needs analysis relating to children and young people is produced annually. The latest needs analysis can be found by following the link below and clicking on needs assessment in the right hand column.

[http://www.wiltshirepathways.org/UploadedFiles/Needs\\_Assessment.doc](http://www.wiltshirepathways.org/UploadedFiles/Needs_Assessment.doc)

### **4.2 Local Deprivation and Super Output Areas (SOAs)**

England is divided into 32,482 Super Output Areas. (SOAs) Super Output areas are geographical areas of similar size. Each Super Output Area contains about 1,500 households. The data from each Super Output Area is gathered to compile the Index of Multiple Deprivation under a number of domains including income, employment, health deprivation and disability, education, skills and training, barriers to housing and services, crime and living environment. The scores for each domain are weighted to provide a combined score. This index was last updated in 2010. The top 10 SOAs in Wiltshire are as follows:

1. Salisbury St Martin - central
2. Trowbridge Adcroft - Seymour
3. Trowbridge John of Gaunt – Studley Green
4. Salisbury Bemerton – west
5. Salisbury Bemerton - south
6. Calne Abberd - south
7. Melksham North – north east
8. Chippenham Queens - east
9. Trowbridge Drynham - Lower Studley
10. Westbury Ham – west

### **4.3 Child Poverty**

Poverty has a huge impact on family life. The draft reducing Child Poverty Strategy produced in January 2011 notes the 10 local Super Output Areas with the highest percentage of children in poverty in Wiltshire as follows.

1	Melksham North - north east	6.	Wootton Bassett North - central
2	Trowbridge John of Gaunt - Studley Green	7.	Salisbury Bemerton - south
3	Salisbury St Martin - central	8.	Salisbury Bemerton - west
4	Chippenham Hill Rise - north west	9.	Chippenham Queens - east
5	Trowbridge Drynham - Lower Studley	10	Trowbridge Adcroft-Seymour

*Those shaded are SOAs included in the top 10 for child poverty but not for multiple deprivation.*

#### 4.4 Number of 13 to 19 year olds in Wiltshire

The table below provides information on the 13-19 population by community area.

Community Area	13-19 Population	Community Area	13-19 Population
Amesbury	2,976	Pewsey	1,201
Bradford on Avon	1,558	Salisbury	3,596
Calne	2,162	Southern Wiltshire	1,873
Chippenham	4,388	Tidworth	1,749
Corsham	1,787	Tisbury	662
Devizes	3,135	Trowbridge	3,651
Malmesbury	1,620	Warminster	2,064
Marlborough	2,526	Westbury	1,634
Melksham	2,546	Wilton	615
Mere	393	Wootton Bassett & Cricklade	2,707
<b>Total</b>		<b>42,843</b>	

#### 4.5 Key facts

The final strategy will highlight and include an appendix on key needs and performance information relating to 13 to 19 year olds. Links will also be made with this information and the key commissioning priorities. The final strategy will include information on:

- Attainment
- Participation in learning and training
- Employment and Training
- Substance Misuse
- Teenage pregnancy
- Health including sexual health
- Youth offending
- Positive activities
- 13+ in care
- 13+ children in need or with a Child Protection Plan.
- Care leavers

- 13-19 year olds with mental health problems
- Young carers aged 13-19

**Consultation question 6**     *From your knowledge and experience what are the top 5 types of need which the 13 to 19 commissioning strategy must address?*

#### **4.6 Improving Outcomes**

The Government has been consulting on a Public Health Outcomes Framework. The consultation document included a number of indicators which relate to the 13-19 age range. These are listed below:

- Rate of young people not in education, employment or training at 16 and 18 years of age
- Truancy rate
- First time entrants to the youth justice system
- Hospital admissions caused by unintentional and deliberate injuries to 5 to 18 year olds
- Under18 conception rate
- Chlamydia diagnosis rates per 100,000 young adults aged 15-24

In addition there are a number of outcome indicators which relate to the 13 to 19 age range which have been prioritised in other plans and strategies including:

- Narrowing attainment gaps for vulnerable groups of young people
- Increasing percentage of young people achieving 5A\*-C at GCSE including English and Maths
- Increasing the percentage of care leavers in suitable accommodation
- Rate and number of unemployed 16 to 19 year olds

**Consultation question 7**     *Do you have any comments, amendments or additions to the suggested outcome indicators noted in section 4.6?*

## **5. SERVICE REVIEW**

### **5.1 Different Types of Service**

The 13-19 commissioning strategy is seeking to ensure there is a good range of the right type of service which meets young people's needs and improves outcomes. In order to analyse services and use of resources it is useful to have a framework.

A framework for describing and categorising services is described below. The levels referred to in brackets correspond to the levels of need included in the draft multi-agency thresholds document issued for consultation in April 2011.

#### **Universal Services (Level 1)**

- Available to all young people aged 13 to 19 years.
- Young people may have some concerns or worries. Universal services would be expected to deal with these everyday concerns and worries

#### **Targeted Services (Level 2a and b)**

Within targeted services there is a wide level of need.

##### **Lower level targeted support (2a)**

- Young people have concerns or problems which will be addressed by some specific focused and short term support.
- National research has indicated that at some point in their teenage years roughly 25% of young people will need some support.

##### **Higher level targeted support (2b)**

- Young people have a number of concerns or problems which cannot be addressed in the short or medium term.
- Young people are engaged in activities which are risky and might do them some harm in the longer term. This is past the early intervention stage although services will be trying to prevent drift into crime, serious substance misuse, self harming behaviour, becoming a "child in need" or coming into the care system. This work is likely to involve a number of services and agencies.
- The numbers requiring higher level targeted support will depend on a number of factors including the success of early intervention services.

#### **Specialist Services (Level 3 and 4)**

- Young people are considered to be at risk of serious harm.
- Young people are involved in criminal activities.
- Young people are not able to live with their families.

### **5.2 Service and Financial Analysis**

Some initial service and financial mapping was undertaken at the February workshops

A more detailed service mapping is taking place. Services will be mapped according to the types of service noted in section 5.1 above. The service mapping will attempt to include services which are funded from other sources than the council:

The mapping will include the following

- Who provides the service and how the service is procured.
- Budgets, source of funding and if possible costs.
- Service quantity and activity levels where known.
- Service performance including information on quality and outcomes.

### **5.3 Expenditure on 13-19 year olds**

#### **5.3.1 Overall expenditure on 13 to 19 year olds**

During the service and financial mapping exercise work will take place on identifying expenditure on services for 13 to 19 year olds. In some cases this will involve disaggregating budgets to identify or estimate expenditure on the 13 to 19 age range.

#### **5.3.2 The Youth Development Service Budget**

The Council has agreed a financial plan for the years 2011 to 2015. The Youth Development Service budget has not been reduced at all in the financial year 2010/11. Agreed savings need to be found from youth development service budgets starting in the financial year 2012-13. The savings need to be found from the revenue budgets outlined in the table below. The savings also need to be set in the context of the Council's proposals to develop campuses in each of the 18 community areas.



<b>Item</b>	<b>Net Budget 2011/12</b>	<b>Income (Fees &amp; Charges)</b>	<b>Gross Budget 2011/12</b>	<b>Notes</b>
County wide services	£575,000		£575,000	Funds county wide or specific services. These costs mainly relate to salary costs, transport and supplies and services.
Staffing (of which, £0.89m is allocated through the staffing funding formula)	£1,439,000	£20,000	£1,459,000	Staff costs at centre level across the county, frontline delivery, management and administration. Income from housing association partnership arrangement.
Property budgets	£503,000	£151,000	£654,000	These budgets are for running costs of youth centres including utilities, repairs and maintenance, surveys, contracts, and feasibility studies.
Staff & Young People's Transport	£26,000		£26,000	
Supplies & Services	£51,000		£51,000	
Central & Support Services budgets	£350,000		£350,000	Relating to supporting youth services eg: information and communications, technology, finance, customer care.
<b>Totals</b>	<b>£2,944,000</b>	<b>£171,000</b>	<b>£3,115,000</b>	

## 6. ANALYSIS OF THE CURRENT POSITION

### 6.1 Views of young people

On 24<sup>th</sup> February 38 young people attended a consultation workshop. The young people were divided into 5 groups. Young people from across Wiltshire attended.

In response to a question on the key issue for young people in Wiltshire in regard to transport, facilities, health, jobs and housing. Young people responded as follows:

Topic	Issue	No. of Groups concerned with this issue
Transport	• Cost – too expensive	5
	• Evening service poor / timetables poor	2
Things to do	• Awareness – lack of advertising what is available	1
	• Lack of quality	1
	• Few facilities in the villages/ lack of facilities	3
	• Lack of variety of facilities	1
Health	• Lack of services specific to young people needs.	1
	• More advice/clinics needed	3
	• Poor sexual health	1
	• Issue with too much underage drinking	1
	• Better access and promotion of what's available.	1
Jobs	• Not enough jobs for people without qualifications.	2
	• Not enough support finding a job.	1
	• Lack of job centres and training	1
	• Lack of jobs for under 16's.	2
	• Very few part-time / holiday jobs.	2
Housing	• Lack of quality affordable housing	5
	• Poor support for young people getting a new house/flat	1
	• Lack of facilities for 16-18 year olds who are homeless	1

*NB. The numbers do not add up equally in each section as some groups only selected 2 issues*

Young people were given a price list of buildings, staff, location and extras and were given a budget of £700,000 to create their ultimate young people's venue. Key themes from the exercise were as follows:

- Young people were willing to compromise on location and extras to ensure they had a wide range of staff.

- Youth workers were the most popular staff and were seen to be able to take on a number of roles e.g. sports coach.
- School based centres were seen as a reasonable compromise.
- Nearly every group included a kitchen and IT suite in their plans

The most important things to young people were:

- Having a young people’s building and a youth worker.
- Easy access for everyone, including disabled young people.
- The workers and young people in the building – they make the atmosphere and are why the young people come.
- That the building is a safe and secure place for young people to come to have fun.

## 6.2. Views from Adult Stakeholders

Two of the workshops referred to in section 2.4 above included a SWOT, an analysis of strengths, weaknesses, opportunities and threats. Key points noted were:

<p><b>Strengths</b></p> <ul style="list-style-type: none"> <li>• Overall good range of high quality services with some good practice examples</li> <li>• Some good outcomes for young people</li> <li>• Diverse youth services</li> <li>• Some outward looking schools</li> <li>• Youth development service has national recognition</li> <li>• Strong ethos about prevention</li> <li>• Strong on participation and involvement - Wiltshire Assembly of Youth, Children and Young People’s Involvement Groups (CAYPIGs) and Area Board engagement</li> <li>• Duke of Edinburgh’s Award Scheme and a range of voluntary sector programmes eg Guide Awards &amp; In4mers (peer education programme)</li> </ul>	<p><b>Areas to Work On</b></p> <ul style="list-style-type: none"> <li>• Improving partnership working</li> <li>• Better co- ordination of services</li> <li>• Funding issues</li> <li>• Access to support around emotional wellbeing and mental health concerns</li> <li>• Alternative education packages and partnerships</li> <li>• Job opportunities for young people</li> <li>• Transport – especially in the evenings and weekends</li> </ul>
<p><b>Opportunities</b></p> <ul style="list-style-type: none"> <li>• Increase participation and involvement of young people</li> <li>• Take a more local focus</li> <li>• Improve the way agencies work together</li> <li>• Reshape services and be creative about service design</li> <li>• Promote awareness of who does what and what’s available for 13 to 19 year olds</li> <li>• Remove duplication and overlap</li> </ul>	<p><b>Threats</b></p> <ul style="list-style-type: none"> <li>• The overall context for public sector services is tough</li> <li>• Might lose some valuable services. In particular might reduce services available to all young people and focus these on the young people who need it most</li> <li>• Loss of knowledge and experience of staff and managers</li> <li>• Reduced employment and higher education options for some young people</li> </ul>

**Consultation question 8** Do you have any comments or anything to add to the analysis of the current position outlined in section 6.1 and 6.2?

**Consultation question 9** Do the commissioning priorities outlined in section 7 below take into account the analysis outlined in section 6? If not, please suggest amendments or additions to the commissioning priorities noted in section 7.

## 7. COMMISSIONING PRIORITIES

### 7.1 Campus Developments

Section 3.2.1 outlined plans for developing a campus in each of the 18 community areas. Each campus would bring together a number of local services provided by the Council and other agencies in a building or collection of buildings.

It is envisaged that each campus will contain some space which will be used by the 13 to 19 age range. Discussions with the community on the size and type of space required are already taking place in the 5 areas which are involved in the first phase.

**Consultation question 10** *Should there be space for young people in each campus and if so what size and type of space is required by young people?*

### 7.2 Commissioning Priorities for Services for 13 to 19 Year Olds

A number of commissioning priorities are highlighted below. These have been informed by:

- The Council's Business Plan and Financial Plan for 2011-15.
- Other key strategies and plans.
- Feedback from young people and other key stakeholders made at the initial consultation workshops and events.
- Discussions which have taken place at the Youth Strategy Group.

The commissioning priorities are

#### **CP1 Maximising the participation and involvement of young people**

- Continuing to increase opportunities for young people to participate in the planning and delivery of services.

#### **CP2 Improving educational attainment**

- Developing and implementing a system to broker school-to-school support, ensuring that there is no detrimental impact in those schools providing support to others.
- Building capacity, resilience and sustainability in schools, working with their local communities, where there are particular vulnerabilities, eg schools with a high percentage of children from service families.
- Investing in the provision of support to enable schools to better identify, plan for and meet the needs of vulnerable groups in order to raise attainment.
- The Strategic Priorities Statement sets out plans for the education and training of 16 to 19 year olds. This includes the following priorities:
  - Increasing participation of learners in education, training and employment (especially for children and young people with learning difficulties and disabilities.)

- Reducing economic disadvantage through improving achievement and progression opportunities for all learners.
- Increasing the range of opportunities available across a rural county in order to meet needs geographically and for identified groups.
- Improving the quality of provision and ensuring value for money in commissioned provision.

**CP3 Supporting young people to move into employment and training** and keeping the number of young people not in employment, education and training to a minimum. A range of activities are planned as part of the Action for Wiltshire programme including:

- Creating new apprenticeships.
- Creating work experience placements.
- Preparing young people to move into employment, training or further education.
- Ensuring vulnerable young people have access to additional support.
- Developing new initiatives to support young people such as role modelling and skill development opportunities.

**CP4. Improving access to information, advice and guidance.** This includes achieving planned savings on information advice and guidance through a changed model of service delivery. The new service model will be implemented from the end of June 2011. It will be led by the new Wiltshire Council Integrated Youth Service (IYS). Initial consultation with young people indicates support for greater integration between Connexions and other youth service provision. The Integrated Youth Service will provide proactive outreach services for vulnerable young people. Different methods and media for making contact will be used involving less reliance on use of fixed public access buildings which are not currently available in all localities. The new service model will also offer access to support in a wider range of locations. As some Connexions Centres close, new approaches will come into play promoting high quality flexible delivery targeted to the needs of the most vulnerable.

Work is also taking place on reviewing delivery of Connexions key areas of responsibility in the context of the establishment of the new Integrated Youth Service. This will involve:

- Improving the engagement and participation of vulnerable young people. For example, those with substance misuse difficulties, those at risk of exclusion or who have been excluded, teenage parents, homeless young, young people who are looked after or those with difficulties at home.
- Improving transition support for young people with learning difficulties and disabilities.
- Delivering information advice and guidance services reflecting planned national developments. In particular the intention to develop a national all-age careers advice service and to transfer the duty to provide

learners with impartial information, advice and guidance from local authority to schools (initially applicable to 13-16 year olds).

The new service model will ensure better targeted support to vulnerable young people, contribute to developing readiness for raising the participation age and will make sure Wiltshire is well placed to respond to the changes central Government have indicated will take place on information, advice and guidance.

**Consultation question 11** *Bearing in mind the direction of government thinking how can we best meet the information and advice guidance of vulnerable young people? How can we most effectively prevent young people from becoming NEET ie. not in education, employment or training?*

**CP5 Increasing the availability of affordable housing** for young people including continuing to invest in housing support for vulnerable young people.

**CP6 Reducing the number of young people who are unable to live with their families** ie. numbers of 13 to 18s in care. This will include:

- Ensuring there are support services to prevent crisis arising and crisis intervention.
- Increasing capacity of the in-house fostering service.

**CP7 Improving services available for young people who are engaged in risky behaviour** through an integrated service response. The Integrated Youth Service is being established from 1<sup>st</sup> April 2011. This service will work with young people who have the potential to present a significant risk of harm to themselves and others.

**CP8 Improving services for young people with disabilities**

A corporate review of services for disabled children, young people and adults is taking place. This will address issues such as improving transition arrangements for young people who require adult social care support and reducing the number of young people with learning difficulties and disabilities who are living out of county in residential homes or schools.

**CP9 Exploring options to improve transport for young people.** The Council has reviewed all areas of non-statutory transport provision but has decided not to withdraw or reduce assistance for post 16 education transport. The Council is continuing to work with schools and 13-19 consortia to advise on transport options for access to Diplomas and other 13-19 education.

**CP 10 Encouraging and increase volunteering opportunities for young people.**

These opportunities are being developed through the Wiltshire Volunteering Strategy and Action Plan which is currently in draft form. Discussion is taking pace on promoting volunteering opportunities for young people.

**CP11 Making sure information is available on services and activities for 13 to 19 year olds.**

During the initial stakeholder workshops the need to improve accessible information on what is available for young people was highlighted.

**Consultation question 12** Do you agree with the commissioning priorities identified in section 7.2? Do you have any comments, amendments or additions? Can you select your top 3 commissioning priorities?

### **7.3 Future Youth Work Services and Savings**

#### **7.3.1 Areas for Discussion**

This section outlines a set of youth work principles and then outlines a number of suggestions for further discussion. This is followed by some initial thoughts on making the savings from youth work budgets noted in the Council's financial plan.

It is important to stress that both the principles and the suggestions are put forward in order to promote discussion and debate. The Youth Strategy Group does not have a favoured suggestion. Some of the suggestions could be combined and through discussions during the consultation period new ideas are likely to emerge. The Youth Strategy Group is keen to attempt to build consensus on the way forward. The Youth Strategy Group is also keen that during the consultation process debate and discussion takes place on different ideas for services before discussions take place on savings.

#### **7.3.2 Youth Work Principles**

Initial thoughts on the principles which will inform decisions on future youth work services and savings are as follows:

- All young people aged 13 to 19 living in Wiltshire having access to high quality youth work opportunities.
- Young people actively involved in the planning and delivery of youth work.
- Sufficient youth work resources available to meet the needs of young people who are vulnerable and engaged in risky behaviour.
- Achieving a greater diversity of service providers and supporting growth in voluntary sector youth work provision.

**Consultation question 13** Do you agree with the youth work principles outlined in section 7.3.2? Do you have any comments, amendments or additions?

#### **7.3.3 Areas for Discussion**

4 possible suggestions are outlined below.



<b>Suggestion 1 Testing the Market for Youth Work Services</b>	
<b>Key features</b>	<ul style="list-style-type: none"> <li>• This involves competitively tendering the existing service in line with the available level of resourcing.</li> <li>• Tenders would be sought for a local youth work offer.</li> <li>• The tender package would be based on geographical areas.</li> <li>• The current in-house service would have the opportunity to bid to run the service. This would give the in-house service the opportunity to create a social enterprise or service mutual.</li> </ul>
<b>What this might look like on 1/4/12</b>	<ul style="list-style-type: none"> <li>• Local service offer similar to current offer.</li> <li>• Council does not directly provide any youth work service.</li> <li>• Local youth work offer provided by social enterprise providers eg. voluntary sector or service mutual/s.</li> <li>• Council still has the opportunity to shape provision through service specifications and contract monitoring.</li> </ul>

<b>Suggestion 2 Developing Local Partnerships with the Voluntary Sector or Secondary Schools or Colleges</b>	
<b>Key features</b>	<ul style="list-style-type: none"> <li>• Improving partnership working, better co-ordination and reducing overlap and duplication.</li> <li>• Supporting growth in the voluntary sector and creating more of a mixed market of providers.</li> <li>• Might involve reducing use of or ceasing to use some existing Council Youth Development Centres and developing a formal partnership with a voluntary sector agency with premises and a youth club in the area or a school. The voluntary sector agency or school could become the lead youth work provider in the area.</li> <li>• The partnership would be based on Wiltshire Council providing resources for staff and the partner agency or school contributing a base for the work. The Council might “second” staff to a voluntary agency or school.</li> <li>• A consistent youth work offer could be achieved through partnership agreements.</li> </ul>
<b>What this might look like on 1/4/12</b>	<ul style="list-style-type: none"> <li>• Local service offer similar to current offer.</li> <li>• Council provides majority of the local youth work offer.</li> <li>• Council working in partnership with a few secondary schools and a few voluntary sector agencies.</li> </ul>

<b>Suggestion 3</b>	
<b>Local Management and Closer Alignment with Campus Developments</b>	
<b>Key features</b>	<ul style="list-style-type: none"> <li>• Align existing provision more closely with the 18 Area Boards and with campus developments.</li> <li>• This might involve changing existing management arrangements in order to ensure more local control.</li> <li>• Could create local management committees or Youth Advisory Boards.</li> </ul>
<b>What this might look like on 1/4/12</b>	<ul style="list-style-type: none"> <li>• Local service offer similar to current offer.</li> <li>• Council provides the local youth work offer.</li> <li>• Management of youth work provision might transfer from Children and Education to another part of the Council.</li> </ul>

<b>Suggestion 4</b>	
<b>Changing Local Youth Work Offer through Reduced Reliance on Existing Buildings</b>	
<b>Key features</b>	<ul style="list-style-type: none"> <li>• Youth Development Centres in a few major population centres staffed by Team Leaders, Youth Development co-ordinators and part time assistant youth workers.</li> <li>• Centres will promote innovation and excellence in youth work.</li> <li>• Youth Development Co-ordinators will focus on: <ul style="list-style-type: none"> <li>○ Support and development of voluntary sector youth work</li> <li>○ Outreach support, street work and creating youth work “beacons”</li> </ul> </li> </ul>
<b>What this might look like on 1/4/12</b>	<ul style="list-style-type: none"> <li>• Fewer Youth Development Centres.</li> <li>• Qualified youth workers providing outreach support in community areas and providing support to voluntary organisations. .</li> </ul>

#### **7.3.4 Local youth work offer and savings**

4 service suggestions are set out above. We believe each can realise the savings required. Savings can be found by combining a number of different savings categories. Some suggestions tend to lead to more savings being made from some categories rather than others. The savings categories are summarised in the table below.

<b>Savings Categories</b>		
<b>Savings category</b>	<b>Item</b>	<b>Notes</b>
A	Staffing budgets for front line services	Allocated to each community area through a funding formula. Important to stress this category includes full time and part-time staffing costs.
B	Youth Development Centres	Property related costs.
C	Central and support services	Costs incurred by other Council Departments for supporting the Youth Development Service.
D	County wide initiatives	Includes budgets for some administrative support and for services such as the Duke of Edinburgh's Award Scheme. Some staffing costs are included in this category. During the consultation process discussions will take place on possible savings from this budget.
E	Income generation	<p>Savings can be made through generating some income. Youth Development Centres have their own bank accounts and undertake fundraising events and initiatives. Money raised through fundraising activities is paid into these accounts.</p> <p>Some savings could be made by setting and achieving income generation targets. 18 youth centres contributing £5,000 each per year would generate £90,000. This might come from a variety of sources including subscriptions.</p> <p>If income generation targets are set then these will need to be realistic and contingency plans will need to be made in case targets are not achieved.</p>

These savings categories are referred to in the sections on the 4 suggestions below. Again, it is important to stress that the Youth Strategy Group does not have a preference for any particular suggestion.

### Making Savings from the 4 Service Suggestions

*NB. Letters in ( ) relate to the savings categories in the table above*

<p><b>Suggestion 1 Savings</b></p>	<ul style="list-style-type: none"> <li>• The budget available for overall staffing would be less than the current budget available through the funding formula. (A)</li> <li>• Need to maximise savings from county wide initiatives. (D)</li> <li>• Need to be cautious about income generation targets as will be working with new service providers. (E)</li> <li>• Little immediate scope for savings from property costs except possibly in first wave of campus developments. (B)</li> <li>• Likely to be savings from central support costs (C).</li> <li>• Likely to be contract management costs. These costs would increase depending on the number of contracts let.</li> </ul>
<p><b>Suggestion 2 Savings</b></p>	<ul style="list-style-type: none"> <li>• There is scope to minimise the need for any staffing reductions by making property savings but maintaining access to services by using alternative buildings owned by voluntary sector or school partners. (B)</li> <li>• Might also include some savings from county wide initiatives and by setting income generation targets. (D&amp;E)</li> <li>• Likely to be contract/partnership management costs. These costs would increase depending on the number of contracts/partnerships.</li> </ul>
<p><b>Suggestion 3 Savings</b></p>	<ul style="list-style-type: none"> <li>• The budget available for overall staffing would be less than the current budget available through the funding formula. (A)</li> <li>• Need to maximise savings from county wide initiatives. (D)</li> <li>• Could set challenging income generation targets. (E)</li> <li>• Little immediate scope for savings from property costs except possibly in first wave of campus developments. (B)</li> </ul>
<p><b>Suggestion 4 Savings</b></p>	<ul style="list-style-type: none"> <li>• There is scope to minimise the need for any staffing reductions by making property savings (B)</li> <li>• Will need larger transport budget.</li> </ul>

**Consultation question 14**    *Which, if any, of the service suggestions do you prefer? Could you give your reasons why? Do you have any alternative services or savings ideas?*

## **8. PROCUREMENT PLANS**

To be added in the final strategy once commissioning priorities have been finalised.

## **Appendix 1 Summary of Consultation Questions**

**Consultation question 1:** *Do you have any comments on the purpose of the 13 to 19 commissioning strategy outlined in section 2.1 including the specific age range covered by the strategy?*

**Consultation question 2:** *Do you have any comments on or additions to the scope of the 13-19 commissioning strategy outlined in section 2.2?*

**Consultation question 3:** *Are there any other strategies or plans which cover the 13-19 age range to add to the list in section 2.3?*

**Consultation question 4:** *What is your vision for Wiltshire's 13 to 19 year olds?*

**Consultation question 5:** *What values do you think should underpin the 13-19 commissioning strategy and services for 13 to 19 year olds?*

**Consultation question 6:** *From your knowledge and experience what are the top 5 types of need which the 13 to 19 commissioning strategy must address?*

**Consultation question 7:** *Do you have any comments, amendments or additions to the suggested outcome indicators noted in section 4.6?*

**Consultation question 8** *Do you have any comments or anything to add to the analysis of the current position outlined in section 6.1 and 6.2?*

**Consultation question 9** *Do the commissioning priorities outlined in section 7 below take into account the analysis outlined in section 6? If not, please suggest amendments or additions to the commissioning priorities noted in section 7.*

**Consultation question 10:** *Should there be space for young people in each campus and if so what size and type of space is required by young people?*

**Consultation question 11** *Bearing in mind the direction of government thinking how can we best meet the information and advice guidance of vulnerable young people? How can we most effectively prevent young people from becoming NEET ie. not in education, employment or training?*

**Consultation question 12** *Do you agree with the commissioning priorities identified in section 7.2? Do you have any comments, amendments or additions? Can you select your top 3 commissioning priorities?*

**Consultation question 13:** *Do you agree with the youth work principles outlined in section 7.3.2? Do you have any comments, amendments or additions?*

**Consultation question 14** *Which, if any, of the service suggestions do you prefer? Could you give your reasons why? Do you have any alternative services or savings ideas?*

**Wiltshire Council**

**Children's Services Select Committee**

**22<sup>nd</sup> July 2011**

---

## **Task Group updates**

### **1. Further Education in the Salisbury Area Task Group**

Membership: Cllr Richard Britton  
Cllr Mary Douglas  
Cllr Jon Hubbard  
Cllr Bill Moss  
Cllr Jacqui Lay  
Dr Mike Thompson (Chairman)

Since the Committee's June meeting, this task group have met with students and headteachers from the following schools to discuss their personal aspirations for and views on post-16 education in the Salisbury area:

- St Edmund's C.E Girls' School, St Joseph's Catholic School and Wyvern College (the three Laverstock schools)
- The Trafalgar School at Downton
- Avon Valley College
- The Stonehenge School

The Task Group also attended a meeting of the Wessex Partnership of Secondary Schools, attended by headteachers of most of the secondary schools in the Salisbury area, to discuss this issue.

The Task Group's next meetings will be with representatives from Wiltshire College on 21<sup>st</sup> July and the Young People's Learning Agency (YPLA) on 27<sup>th</sup> July.

Further meetings will be scheduled for September and beyond in order for members to look at the evidence gathered so far and begin to discuss their conclusions.

### **2. Major Contracts Task Group**

Membership: Cllr Peter Colmer  
Cllr Jon Hubbard  
Cllr Jacqui Lay  
Cllr Bill Moss  
Cllr Carole Soden

At the Committee's June meeting, members agreed to retain this task group. A schedule of meetings is currently being arranged.

### 3. Placements for Looked After Children (LAC) Task Group

Membership: Cllr Peter Colmer  
Cllr Andrew Davis  
Cllr Jon Hubbard (Chairman)  
Rev Alice Kemp  
Cllr Bill Moss  
Cllr Helen Osborn

This Task Group last met on 8<sup>th</sup> July, when members received the latest key performance indicators for the family placements service, as well as a briefing on work underway to develop a new Children in Care Commissioning Strategy.

The new Strategy will have a broader focus than the previous Placements for LAC Commissioning Strategy (which this Task Group was established to scrutinise) covering all services for children in care rather than only focusing on placements.

The draft Strategy will be issued for consultation on 27<sup>th</sup> July, closing on 19<sup>th</sup> October. The final draft will then be presented for approval by Cabinet on 15<sup>th</sup> December. The Task Group agreed that it would be the most appropriate body for scrutinising the draft Strategy and therefore make the following recommendation to the Select Committee:

#### **Recommendation:**

**That the Placements for LAC Task Group meets in mid-November to consider the Children in Care Commissioning Strategy, with any conclusions being referred for endorsement by the Select Committee at its meeting on 24<sup>th</sup> November, and (if appropriate) referral to Cabinet on 15<sup>th</sup> December.**

### 4. Special School and Post-16 SEN Task Group

Membership: Cllr Carole Soden  
Rev Alice Kemp  
Cllr Graham Payne  
Cllr Anthony Trotman

The Chairman of the Task Group will be meeting with the Head of Targeted School and Learner Support on 14<sup>th</sup> July to discuss the direction of this Task Group. Task Group meetings are currently being arranged for September, October and November.

---

**Paul Kelly – Designated Scrutiny Officer and Scrutiny Manager**

Report author: Henry Powell, 01225 718052, [henry.powell@wiltshire.gov.uk](mailto:henry.powell@wiltshire.gov.uk)



Forward Work Programme – Children’s Services Select Committee

Item and Meeting Date	Purpose of Report	Consultation	Supporting Documents	Responsible Cabinet Member	Officer Contact	Wiltshire Council Business Plan 2011-15 reference
<b>22<sup>nd</sup> September 2011</b>						
<b>Coalition Changes - Update from Department for Children and Education</b>	A standing item detailing recent changes made by the Coalition Government.	-	-	Cllr Lionel Grundy OBE <a href="mailto:lionel.grundy@wiltshire.gov.uk">lionel.grundy@wiltshire.gov.uk</a>	Lynda Cox <a href="mailto:lynda.cox@wiltshire.gov.uk">lynda.cox@wiltshire.gov.uk</a> Tel: 07500 605299	Summary of Legislative Change  (Page 11)
<b>Budget &amp; Performance Monitoring</b>	A standing item reporting the latest budget and performance monitoring information for the Department of Children & Education.	-	-		Henry Powell <a href="mailto:henry.powell@wiltshire.gov.uk">henry.powell@wiltshire.gov.uk</a>  Tel: 01225 718052	
<b><u>Consultation on Schools Funding Reform</u></b>	To receive details of the second phase of the consultation on national schools funding formulae.			Cllr Lionel Grundy OBE <a href="mailto:lionel.grundy@wiltshire.gov.uk">lionel.grundy@wiltshire.gov.uk</a>	Julia Cramp <a href="mailto:julia.cramp@wiltshire.gov.uk">julia.cramp@wiltshire.gov.uk</a> Tel: 01225 718221	

Forward Work Programme – Children’s Services Select Committee

Item and Meeting Date	Purpose of Report	Consultation	Supporting Documents	Responsible Cabinet Member	Officer Contact	Wiltshire Council Business Plan 2011-15 reference
<b>24<sup>th</sup> November 2011</b>						
<b>Coalition Changes - Update from Department for Children and Education</b>	A standing item detailing recent changes made by the Coalition Government.	-	-	Cllr Lionel Grundy OBE <a href="mailto:lionel.grundy@wiltshire.gov.uk">lionel.grundy@wiltshire.gov.uk</a>	Lynda Cox <a href="mailto:lynda.cox@wiltshire.gov.uk">lynda.cox@wiltshire.gov.uk</a>  Tel: 07500 605299	Summary of Legislative Change  (Page 11)
<b>Budget &amp; Performance Monitoring</b>	A standing item reporting the latest budget and performance monitoring information for the Department of Children & Education.	-	-		Henry Powell <a href="mailto:henry.powell@wiltshire.gov.uk">henry.powell@wiltshire.gov.uk</a>  Tel: 01225 718052	

Forward Work Programme – Children’s Services Select Committee

Item and Meeting Date	Purpose of Report	Consultation	Supporting Documents	Responsible Cabinet Member	Officer Contact	Wiltshire Council Business Plan 2011-15 reference
<p><b>Report of the Placements for LAC Task Group – Children in Care Commissioning Strategy</b></p>	<p>The Placements for LAC Task Group intends to receive the draft Strategy in mid-November, with conclusions and recommendations referred to the Committee for endorsement and if appropriate, referral to Cabinet.</p> <p>The Children in Care Commissioning Strategy is scheduled to go before Cabinet on 15<sup>th</sup> December.</p>			<p>Cllr Lionel Grundy OBE  <a href="mailto:lionel.grundy@wiltshire.gov.uk">lionel.grundy@wiltshire.gov.uk</a></p>	<p>Henry Powell  <a href="mailto:henry.powell@wiltshire.gov.uk">henry.powell@wiltshire.gov.uk</a>                      Tel: 01225 718052</p>	<p><b>Business Plan:</b>                      Protect – Invest – Save (Page 52)</p> <p><b>Financial Plan:</b>                      Protecting &amp; safeguarding vulnerable children (Page 13)</p>
<p><b>26<sup>th</sup> January 2012</b></p>						
<p><b>Coalition Changes - Update from Department for Children and Education</b></p>	<p>A standing item detailing recent changes made by the Coalition Government.</p>	<p>-</p>	<p>-</p>	<p>Cllr Lionel Grundy OBE  <a href="mailto:lionel.grundy@wiltshire.gov.uk">lionel.grundy@wiltshire.gov.uk</a></p>	<p>Lynda Cox  <a href="mailto:lynda.cox@wiltshire.gov.uk">lynda.cox@wiltshire.gov.uk</a>                      Tel: 07500 605299</p>	<p>Summary of Legislative Change (Page 11)</p>

Forward Work Programme – Children’s Services Select Committee

Item and Meeting Date	Purpose of Report	Consultation	Supporting Documents	Responsible Cabinet Member	Officer Contact	Wiltshire Council Business Plan 2011-15 reference
Pupil Performance figures	Annual report on educational attainment.	-	-	Cllr Lionel Grundy OBE <a href="mailto:lionel.grundy@wiltshire.gov.uk">lionel.grundy@wiltshire.gov.uk</a>	Stephanie Denovan <a href="mailto:stephanie.denovan@wiltshire.gov.uk">stephanie.denovan@wiltshire.gov.uk</a>	
Ofsted Children’s Services Rating 2011		-	-	Cllr Lionel Grundy OBE <a href="mailto:lionel.grundy@wiltshire.gov.uk">lionel.grundy@wiltshire.gov.uk</a>	Carolyn Godfrey <a href="mailto:carolyn.godfrey@wiltshire.gov.uk">carolyn.godfrey@wiltshire.gov.uk</a>	
15 <sup>th</sup> March 2012						

Forward Work Programme – Children’s Services Select Committee

Task Groups	Terms of Reference	Next meeting	Chairman	Officer Contact	Business Plan 2011-15 reference
<p><b>Further Education in the Salisbury Area Task Group</b></p>	<p>a. To identify the number of young people from the Salisbury area who travel out of county and for long distances to access 16-19 education provision.</p> <p>b. To identify why those young people travelling long distances to access provision do so, the quality of life and employment implications, and the financial and environmental impact.</p> <p>c. To seek young people’s perception of the 16-19 education provision available in the Salisbury area, both in and out of county.</p> <p>d. If a gap is identified in the provision of 16-19 education in Salisbury area, to make constructive, workable recommendations as to how that gap might be filled.</p>	<p>21<sup>st</sup> July 2011</p> <p>Meeting with Wiltshire College</p> <p>27<sup>th</sup> July 2011</p> <p>Meeting with the YPLA</p>	<p><b>Dr Michael Thompson</b></p>	<p>Henry Powell</p>	
<p><b>Major Contracts Task Group</b></p>	<p>a. to hold contractors to account for the delivery of public services – in relation to those contracts which fall within the remit of the Children’s Services Select Committee</p> <p>b. to carry out mid-year and annual reviews of major contracts</p> <p>c. to investigate areas of poor performance and concerns arising from contract reviews and to make recommendations for improvement as appropriate</p> <p>d. to establish links with the relevant procurement boards so as to ensure appropriate involvement in the build up to contract renewal</p> <p>e. to periodically report into the Children’s Services Select Committee on matters arising from the task group’s activities during the year</p> <p>f. to produce an annual report for the Children’s Services Select Committee on the main findings and recommendations arising from the work of the task group.</p>	<p>N/A</p>	<p><b>Cllr Bill Moss</b></p>	<p>Senior Scrutiny Officer</p> <p>01225 718052</p> <p><a href="mailto:Henry.powell@wiltshire.gov.uk">Henry.powell@wiltshire.gov.uk</a></p>	

Forward Work Programme – Children’s Services Select Committee

Task Groups	Terms of Reference	Next meeting	Chairman	Officer Contact	Business Plan 2011-15 reference
<p><b>Placements for Looked After Children (LAC) Task Group</b></p>	<p>a. To monitor and scrutinise the implementation of the Placements for LAC Commissioning Strategy and its impact upon a) outcomes for Wiltshire’s looked after children and their families/carers, and b) the Placements for LAC budget.</p> <p>b. To consider issues that have particular relevance to looked after children, including, but not limited to, accommodation and homelessness, fostering and adoption processes, educational support for looked after children, and support for their parents/carers and families.</p> <p>c. To monitor and scrutinise how the Council addresses the Family Placements Service as a key priority within the Business Plan 2011-15, including the specific objectives listed under this priority.</p> <p>d. To meet four times per year, with meeting dates agreed in advance where possible.</p>	<p>• 20<sup>th</sup> Sep 2011</p> <p>Meeting: Mid-November</p>	<p><b>Cllr Jon Hubbard</b></p>		<p><b>Business Plan:</b> Protect – Invest – Save (Page 52)</p> <p><b>Financial Plan:</b> Protecting &amp; safeguarding vulnerable children (Page 13)</p>
<p><b>Special School and Post-16 SEN Task Group</b></p>	<p>a. To establish the strengths and weaknesses of current special school and post-16 SEN provision in Wiltshire, taking into account the views of service users, parents and other stakeholder groups;</p> <p>b. To consider examples of best practice in special school and post-16 provision in Wiltshire and other authority areas;</p> <p>c. To make recommendations with respect to how special schools and post-16 SEN provision can be developed to ensure improved outcomes for Wiltshire residents with SEN.</p>	<p>TBC</p>	<p><b>Cllr Graham Payne</b></p>		<p><b>Business Plan:</b> Invest in: children’s attainment (Page 60)</p> <p><b>Financial Plan:</b> Investment in children’s attainment (Page 19)</p>

Forward Work Programme – Children’s Services Select Committee

Task Groups	Terms of Reference	Next meeting	Chairman	Officer Contact	Business Plan 2011-15 reference
<p><b>SEN Green Paper – rapid scrutiny group</b></p>	<p>To respond to the Government’s Green Paper on SEN, <i>‘Support and Aspiration: A new approach to special educational needs and disability’</i>.</p>	<p>TBC</p>	<p>TBC</p>		<p><b>Business Plan:</b> Protect – Invest – Save (Page 52)</p> <p><b>Financial Plan:</b> Protecting &amp; safeguarding vulnerable children (Page 13)</p>

This page is intentionally left blank



By virtue of paragraph(s) 3, 4 of Part 1 of Schedule 12A of the Local Government Act 1972.

Document is Restricted

This page is intentionally left blank

By virtue of paragraph(s) 3, 4 of Part 1 of Schedule 12A  
of the Local Government Act 1972.

Document is Restricted

This page is intentionally left blank

By virtue of paragraph(s) 3, 4 of Part 1 of Schedule 12A  
of the Local Government Act 1972.

Document is Restricted

This page is intentionally left blank

By virtue of paragraph(s) 3, 4 of Part 1 of Schedule 12A  
of the Local Government Act 1972.

Document is Restricted

This page is intentionally left blank